



EXCELENCIA EN PULIDO
EXCELLENCE IN POLISH
EXCELLENCE DU POLISSAGE

PORCELUX

PORCELÁNICO PULIDO / POLISHED PORCELAIN

Arabescato *NEW*

Calacatta

Calacatta Blue *NEW*

Carrara

Crepuscolo

Dolomita *NEW*

Dorian *NEW*

Dose

Garbi *NEW*

Larin

Line *NEW*

Morvedre

Naples *NEW*

Nepal *NEW*

Olympia

Orlando

Paonazzo *NEW*

Ponera *NEW*

Sena *NEW*

Statuarietto *NEW*

Tinzena



Arabescato NEW Porcelux



Arabescato

Arabescato Gris 75x150




Arabescato Gris




Arabescato Marrón




Arabescato Gold



Malla Hex
Arabescato Gris
32,5x22,5



Malla Hex
Arabescato Marrón
32,5x22,5




Malla Hex
Arabescato Gold
32,5x22,5




Malla Tris
Arabescato Gris
30x30 (5,7x5,7x5,7)



Malla Tris
Arabescato Marrón
30x30 (5,7x5,7x5,7)




Malla Tris
Arabescato Gold
30x30 (5,7x5,7x5,7)



Malla
Arabescato Gris
30x30 (5x5)



Malla
Arabescato Marrón
30x30 (5x5)

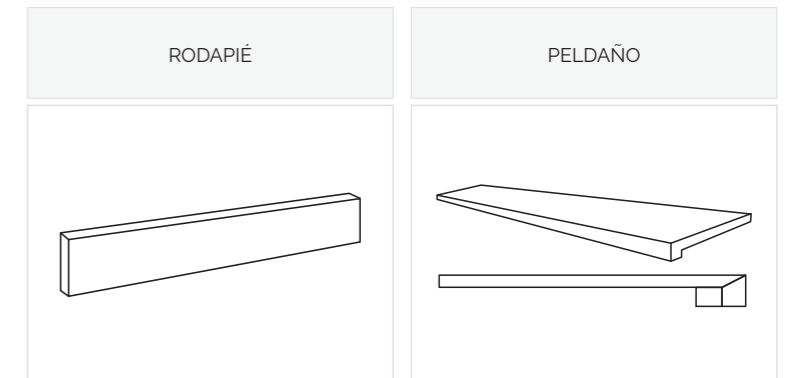


Malla
Arabescato Gold
30x30 (5x5)




Malla Arabescato Marrón 30x30 (5)
Arabescato Marrón 60x120


Piezas complementarias
Complementary Tiles / Pièces Complémentaires




32,5x22,5




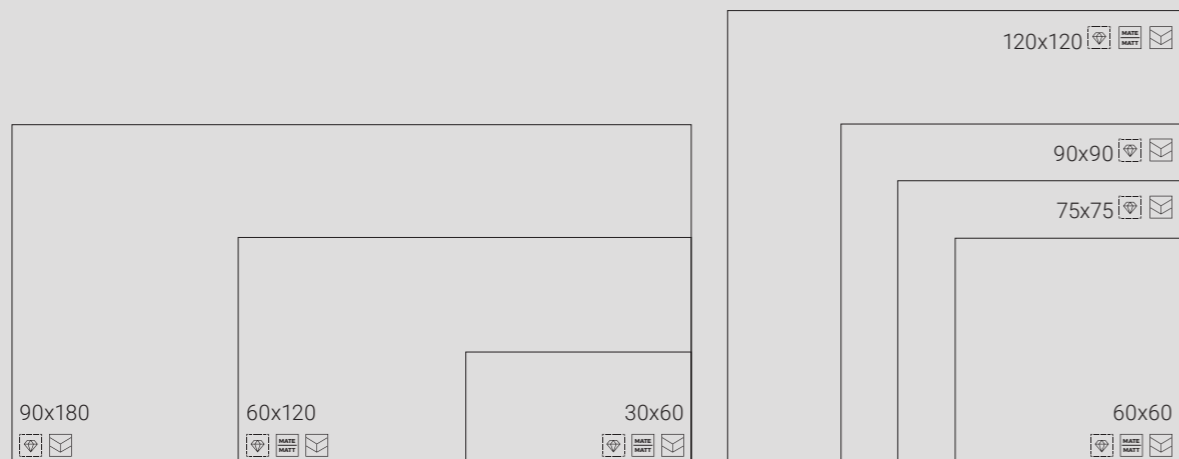
30x30
(5,7x5,7x5,7)



30x30 (5x5)



Formatos / Formats



| Formato | Pz/cj | Pz/pl | M²/cj | M²/pl | Cj/pl | Kg/cj | Kg/Total |
|------------|-------|-------|-------|-------|-------|-------|----------|
| 30x60 (C) | 6 | 288 | 1,08 | 51,84 | 48 | 22,00 | 1076 |
| 60x60 | 4 | 120 | 1,44 | 43,2 | 30 | 30,00 | 920 |
| 60x120 | 2 | 64 | 1,44 | 46,08 | 32 | 34,50 | 1129 |
| 120x120 | 1 | 36 | 1,44 | 51,84 | 36 | 38,40 | 1422,4 |
| 75x75 | 3 | 90 | 1,69 | 50,7 | 30 | 41,20 | 1256 |
| 75x150 | 1 | 40 | 1,13 | 45,2 | 40 | 28,00 | 1184 |
| 90x90 | 2 | 54 | 1,62 | 43,74 | 27 | 40,00 | 1110 |
| 90x180 | 1 | 24 | 1,62 | 38,88 | 24 | 45,50 | 1152 |
| MALLA HEX | 9 | 432 | 0,65 | 31,2 | 48 | 13,50 | 668 |
| MALLA TRIS | 7 | 336 | 0,63 | 30,24 | 48 | 15,40 | 759,2 |
| MALLA (5) | 11 | 462 | 1,00 | 42 | 42 | 23,00 | 986 |

Porcelux

30x60 / 60x60 / 60x120 / 120x120 / 75x75 / 75x150 / 90x90 / 90x180
11.81"x23.62" / 23.62"x23.62" / 23.62"x47.24" / 47.24"x47.24" /
29.53"x29.53" / 29.53"x59.06" / 35.43"x35.43" / 35.43"x70.87"



Calacatta — Porcelux



Calacatta

Calacatta Blanco 60x120-75x75




Calacatta Blanco



Malla Calacatta Blanco
30x30 (5x5)



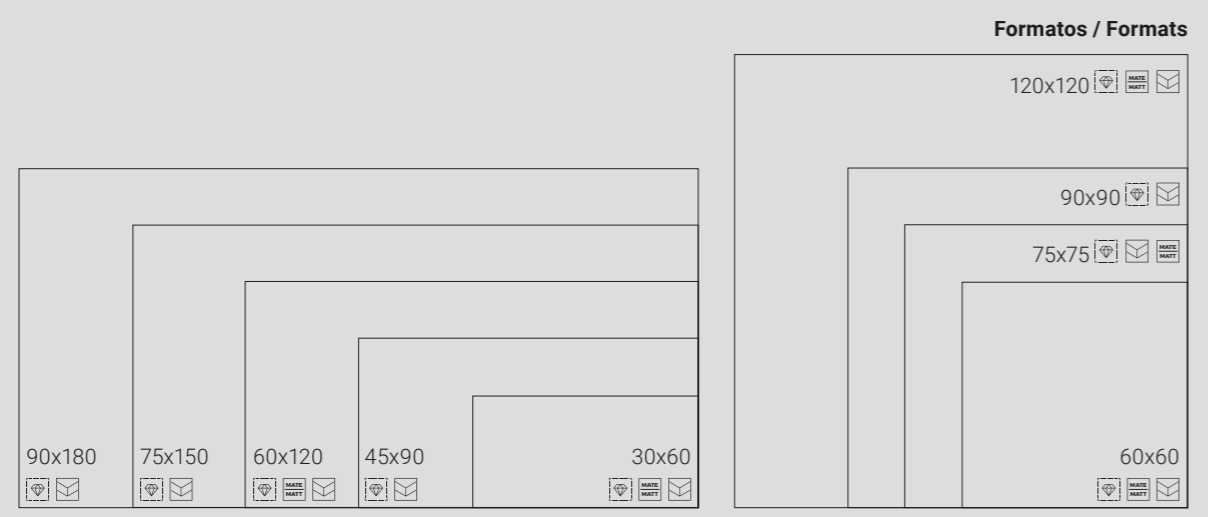

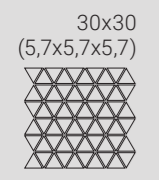
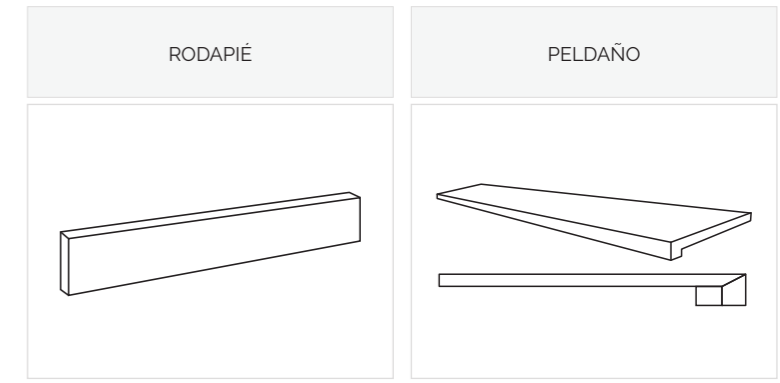
Malla Hex Calacatta Blanco
32,5x22,5



Malla Tris Calacatta Blanco
30x30 (5,7x5,7x5,7)

Piezas complementarias

Complementary Tiles / Pièces Complémentaires



| Formato | Pz/cj | Pz/pl | M²/cj | M²/pl | Cj/pl | Kg/cj | Kg/Total |
|------------|-------|-------|-------|-------|-------|-------|----------|
| 30x60 (C) | 6 | 288 | 1,08 | 51,84 | 48 | 22,00 | 1076 |
| 60x60 | 4 | 120 | 1,44 | 43,2 | 30 | 30,00 | 920 |
| 60x120 | 2 | 64 | 1,44 | 46,08 | 32 | 34,50 | 1129 |
| 120x120 | 1 | 36 | 1,44 | 51,84 | 36 | 38,40 | 1422,4 |
| 75x75 | 3 | 90 | 1,69 | 50,7 | 30 | 41,20 | 1256 |
| 75x150 | 1 | 40 | 1,13 | 45,2 | 40 | 28,00 | 1184 |
| 45x90 | 3 | 132 | 1,21 | 53,24 | 44 | 28,70 | 1282,8 |
| 90x90 | 2 | 54 | 1,62 | 43,74 | 27 | 40,00 | 1110 |
| 90x180 | 1 | 24 | 1,62 | 38,88 | 24 | 45,50 | 1152 |
| MALLA HEX | 9 | 432 | 0,65 | 31,2 | 48 | 13,50 | 668 |
| MALLA TRIS | 7 | 336 | 0,63 | 30,24 | 48 | 15,40 | 759,2 |
| MALLA (5) | 11 | 462 | 1,00 | 42 | 42 | 23,00 | 986 |

Porcelux 30x60 / 60x60 / 60x120 / 120x120 / 75x75 / 75x150 / 45x90 / 90x90 / 90x180 / 11.81"x23.62" / 23.62"x23.62" / 23.62"x47.24" / 47.24"x47.24" / 29.53"x29.53" / 29.53"x59.06" / 17.72"x35.43" / 35.43"x35.43" / 35.43"x70.87"




Calacatta Blue NEW — Porcelux




Calacatta Blue 120x120


Calacatta Blue



Calacatta Blue



Malla Calacatta Blue
30x30 (5x5)



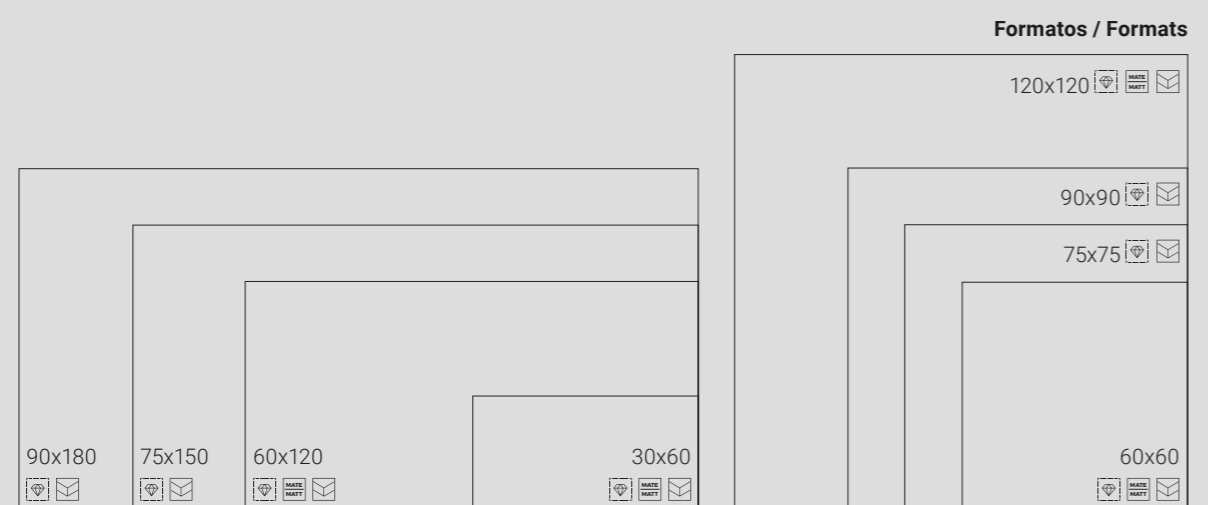

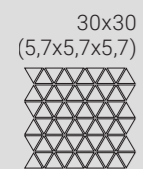
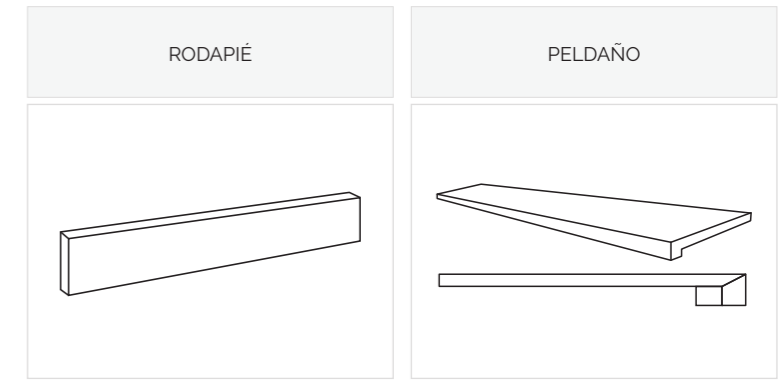
Malla Hex Calacatta Blue
32,5x22,5



Malla Tris Calacatta Blue
30x30 (5,7x5,7x5,7)

Piezas complementarias

Complementary Tiles / Pièces Complémentaires



| Formato | Pz/cj | Pz/pl | M²/cj | M²/pl | Cj/pl | Kg/cj | Kg/Total |
|------------|-------|-------|-------|-------|-------|-------|----------|
| 30x60 (C) | 6 | 288 | 1,08 | 51,84 | 48 | 22,00 | 1076 |
| 60x60 | 4 | 120 | 1,44 | 43,2 | 30 | 30,00 | 920 |
| 60x120 | 2 | 64 | 1,44 | 46,08 | 32 | 34,50 | 1129 |
| 120x120 | 1 | 36 | 1,44 | 51,84 | 36 | 38,40 | 1422,4 |
| 75x75 | 3 | 90 | 1,69 | 50,7 | 30 | 41,20 | 1256 |
| 75x150 | 1 | 40 | 1,13 | 45,2 | 40 | 28,00 | 1184 |
| 90x90 | 2 | 54 | 1,62 | 43,74 | 27 | 40,00 | 1110 |
| 90x180 | 1 | 24 | 1,62 | 38,88 | 24 | 45,50 | 1152 |
| MALLA HEX | 9 | 432 | 0,65 | 31,2 | 48 | 13,50 | 668 |
| MALLA TRIS | 7 | 336 | 0,63 | 30,24 | 48 | 15,40 | 759,2 |
| MALLA (5) | 11 | 462 | 1,00 | 42 | 42 | 23,00 | 986 |

Porcelux 30x60 / 60x60 / 60x120 / 90x180 / 120x120 / 75x75 / 75x150 / 90x90 / 11.81"x23.62" / 23.62"x23.62" / 23.62"x47.24" / 35.43"x70.87" / 47.24"x47.24" / 29.53"x29.53" / 29.53"x59.06" / 35.43"x35.43"



Carrara — Porcelux




Carrara White 30x60-60x60

Carrara



Carrara White



Malla Carrara White
30x30 (5x5)



Malla Hex Carrara White
32,5x22,5



Malla Tris Carrara White
30x30 (5,7x5,7x5,7)

Piezas complementarias


Complementary Tiles / Pièces Complémentaires

| RODAPIÉ | PELDAÑO |
|---------|---------|
| | |


32,5x22,5



30x30
(5,7x5,7x5,7)



30x30 (5x5)



Formatos / Formats

| | | | |
|---------|--------|--------|-------|
| 120x120 | 90x90 | 75x75 | 60x60 |
| 90x180 | 75x150 | 60x120 | 30x60 |



| Formato | Pz/cj | Pz/pl | M²/cj | M²/pl | Cj/pl | Kg/cj | Kg/Total |
|------------|-------|-------|-------|-------|-------|-------|----------|
| 30x60 (C) | 6 | 288 | 1,08 | 51,84 | 48 | 22,00 | 1076 |
| 60x60 | 4 | 120 | 1,44 | 43,2 | 30 | 30,00 | 920 |
| 60x120 | 2 | 64 | 1,44 | 46,08 | 32 | 34,50 | 1129 |
| 120x120 | 1 | 36 | 1,44 | 51,84 | 36 | 38,40 | 1422,4 |
| 75x75 | 3 | 90 | 1,69 | 50,7 | 30 | 41,20 | 1256 |
| 75x150 | 1 | 40 | 1,13 | 45,2 | 40 | 28,00 | 1184 |
| 90x90 | 2 | 54 | 1,62 | 43,74 | 27 | 40,00 | 1110 |
| 90x180 | 1 | 24 | 1,62 | 38,88 | 24 | 45,50 | 1152 |
| MALLA HEX | 9 | 432 | 0,65 | 31,2 | 48 | 13,50 | 668 |
| MALLA TRIS | 7 | 336 | 0,63 | 30,24 | 48 | 15,40 | 759,2 |
| MALLA (5) | 11 | 462 | 1,00 | 42 | 42 | 23,00 | 986 |

Porcelux
30x60 / 60x60 / 60x120 / 120x120 / 75x75 / 75x150 / 90x90 / 90x180
11.81"x23.62" / 23.62"x23.62" / 23.62"x47.24" / 47.24"x47.24" / 29.53"x29.53" /
29.53"x59.06" / 35.43"x35.43" / 35.43"x70.87"



Crepuscolo — Porcelux



Crepuscolo Pearl 120x120

Crepuscolo



Crepuscolo Cream




Crepuscolo Pearl




Crepuscolo Cream 120x120
Malla Crepuscolo Pearl 30x30 (5)


32,5x22,5




30x30
(5,7x5,7x5,7)



30x30 (5x5)



Formatos / Formats




Malla Crepuscolo Pearl
30x30 (5x5)




Malla Tris Crepuscolo Pearl
30x30 (5,7x5,7x5,7)



Malla Hex Crepuscolo Pearl
32,5x22,5



Malla Crepuscolo Cream
30x30 (5x5)



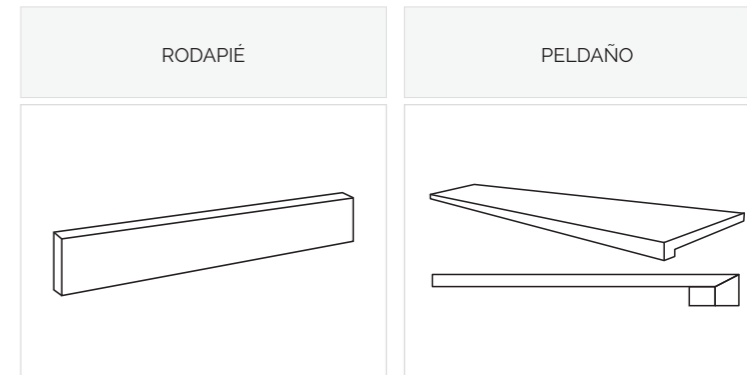
Malla Tris Crepuscolo Cream
30x30 (5,7x5,7x5,7)



Malla Hex Crepuscolo Cream
32,5x22,5

Piezas complementarias

Complementary Tiles / Pièces Complémentaires



| Formato | Pz/cj | Pz/pl | M²/cj | M²/pl | Cj/pl | Kg/cj | Kg/Total |
|------------|-------|-------|-------|-------|-------|-------|----------|
| 30x60 (C) | 6 | 288 | 1,08 | 51,84 | 48 | 22,00 | 1076 |
| 60x60 | 4 | 120 | 1,44 | 43,2 | 30 | 30,00 | 920 |
| 60x120 | 2 | 64 | 1,44 | 46,08 | 32 | 34,50 | 1129 |
| 120x120 | 1 | 36 | 1,44 | 51,84 | 36 | 38,40 | 1422,4 |
| 75x75 | 3 | 90 | 1,69 | 50,7 | 30 | 41,20 | 1256 |
| 45x90 | 3 | 132 | 1,21 | 53,24 | 44 | 28,70 | 1282,8 |
| 90x180 | 1 | 24 | 1,62 | 38,88 | 24 | 45,50 | 1152 |
| MALLA HEX | 9 | 432 | 0,65 | 31,2 | 48 | 13,50 | 668 |
| MALLA TRIS | 7 | 336 | 0,63 | 30,24 | 48 | 15,40 | 759,2 |
| MALLA (5) | 11 | 462 | 1,00 | 42 | 42 | 23,00 | 986 |

Porcelux 30x60 / 60x60 / 60x120 / 120x120 / 75x75 / 45x90 / 90x180
11.81"x23.62" / 23.62"x23.62" / 23.62"x47.24" / 47.24"x47.24" /
29.53"x29.53" / 17.72"x35.43" / 35.43"x70.87"



Dolomita NEW Porcelux



Dolomita NEW

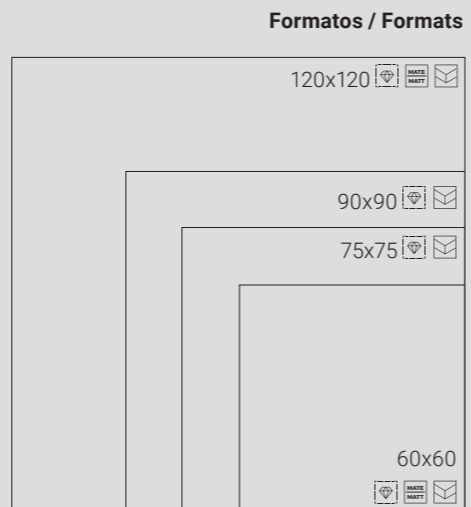
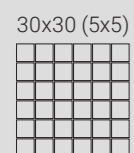
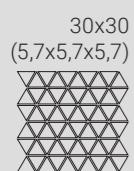
Dolomita White 30x60 - 60x60

Dolomita White

Dolomita Cream



Malla Hex Dolomita Cream 32,5x22,5



Formatos / Formats



Malla Dolomita White
30x30 (5x5)




Malla Tris Dolomita White
30x30 (5,7x5,7x5,7)



Malla Hex Dolomita White
32,5x22,5



Malla Dolomita Cream
30x30 (5x5)



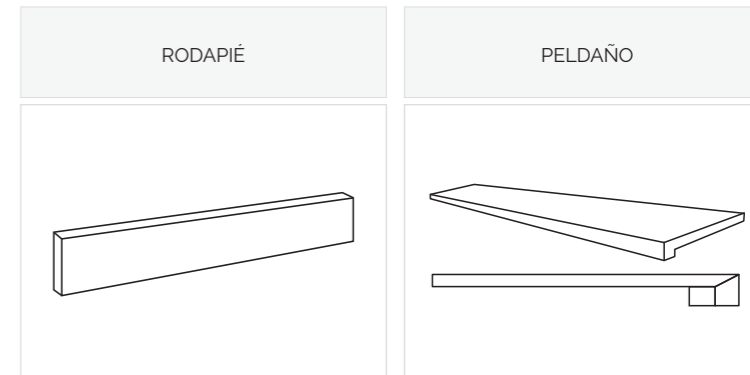
Malla Tris Dolomita Cream
30x30 (5,7x5,7x5,7)



Malla Hex Dolomita Cream
32,5x22,5

Piezas complementarias

Complementary Tiles / Pièces Complémentaires



| Formato | Pz/cj | Pz/pl | M²/cj | M²/pl | Cj/pl | Kg/cj | Kg/Total |
|------------|-------|-------|-------|-------|-------|-------|----------|
| 30x60 (C) | 6 | 288 | 1,08 | 51,84 | 48 | 22,00 | 1076 |
| 60x60 | 4 | 120 | 1,44 | 43,2 | 30 | 30,00 | 920 |
| 60x120 | 2 | 64 | 1,44 | 46,08 | 32 | 34,50 | 1129 |
| 120x120 | 1 | 36 | 1,44 | 51,84 | 36 | 38,40 | 1422,4 |
| 75x75 | 3 | 90 | 1,69 | 50,7 | 30 | 41,20 | 1256 |
| 75x150 | 1 | 40 | 1,13 | 45,2 | 40 | 28,00 | 1184 |
| 90x90 | 2 | 54 | 1,62 | 43,74 | 27 | 40,00 | 1110 |
| 90x180 | 1 | 24 | 1,62 | 38,88 | 24 | 45,50 | 1152 |
| MALLA HEX | 9 | 432 | 0,65 | 31,2 | 48 | 13,50 | 668 |
| MALLA TRIS | 7 | 336 | 0,63 | 30,24 | 48 | 15,40 | 759,2 |
| MALLA (5) | 11 | 462 | 1,00 | 42 | 42 | 23,00 | 986 |

Porcelux 30x60 / 60x60 / 60x120 / 120x120 / 75x75 / 75x150 / 90x90 / 90x180
 11.81"x23.62" / 23.62"x23.62" / 23.62"x47.24" / 47.24"x47.24" /
 29.53"x29.53" / 29.53"x59.06" / 35.43"x35.43" / 35.43"x70.87"



Dorian NEW — Porcelux




Dorian Gold 120x120

Dorian NEW



Dorian Gold



Malla Dorian Gold
30x30 (5x5)



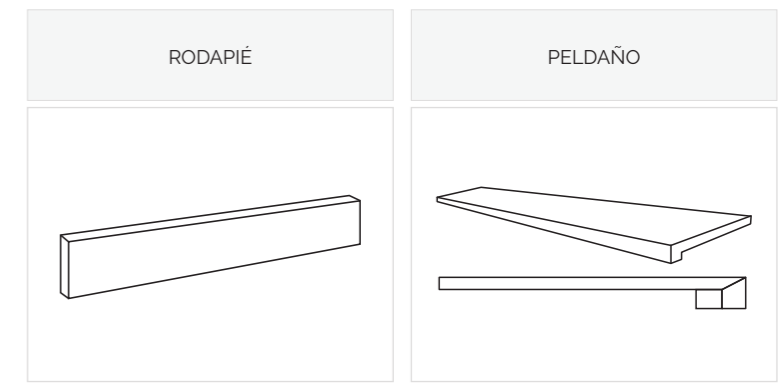
Malla Hex Dorian Gold
32,5x22,5



Malla Tris Dorian Gold
30x30 (5,7x5,7x5,7)

Piezas complementarias


Complementary Tiles / Pièces Complémentaires



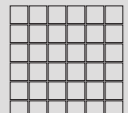
32,5x22,5



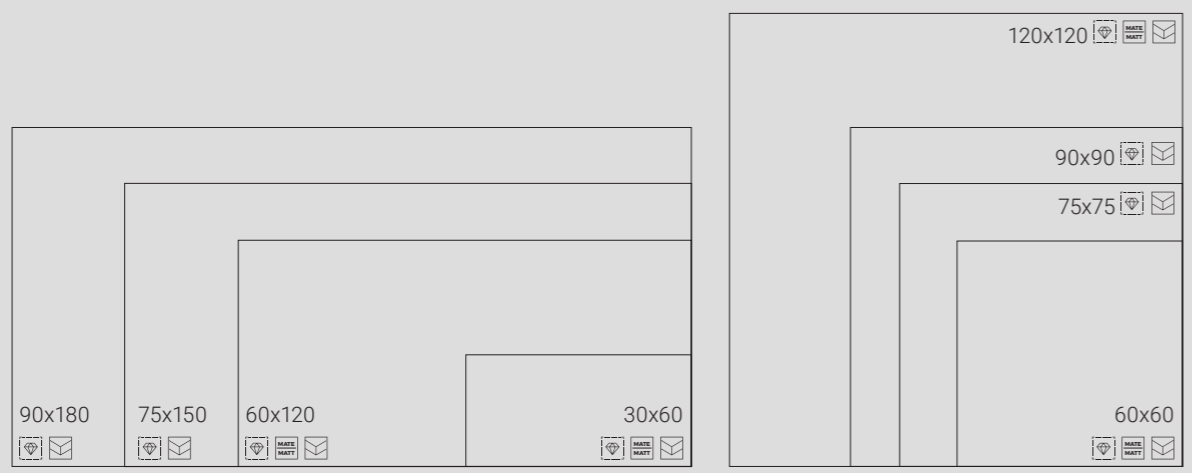
30x30
(5,7x5,7x5,7)



30x30 (5x5)



Formatos / Formats



| Formato | Pz/cj | Pz/pl | M²/cj | M²/pl | Cj/pl | Kg/cj | Kg/Total |
|-----------------|--|-------|-------|-------|-------|-------|----------|
| 30x60 (C) | 6 | 288 | 1,08 | 51,84 | 48 | 22,00 | 1076 |
| 60x60 | 4 | 120 | 1,44 | 43,2 | 30 | 30,00 | 920 |
| 60x120 | 2 | 64 | 1,44 | 46,08 | 32 | 34,50 | 1129 |
| 120x120 | 1 | 36 | 1,44 | 51,84 | 36 | 38,40 | 1422,4 |
| 75x75 | 3 | 90 | 1,69 | 50,7 | 30 | 41,20 | 1256 |
| 75x150 | 1 | 40 | 1,13 | 45,2 | 40 | 28,00 | 1184 |
| 90x90 | 2 | 54 | 1,62 | 43,74 | 27 | 40,00 | 1110 |
| 90x180 | 1 | 24 | 1,62 | 38,88 | 24 | 45,50 | 1152 |
| MALLA HEX | 9 | 432 | 0,65 | 31,2 | 48 | 13,50 | 668 |
| MALLA TRIS | 7 | 336 | 0,63 | 30,24 | 48 | 15,40 | 759,2 |
| MALLA (5) | 11 | 462 | 1,00 | 42 | 42 | 23,00 | 986 |
| Porcelux | 30x60 / 60x60 / 60x120 / 120x120 / 75x75 / 75x150 / 90x90 / 90x180 / 11.81"x23.62" / 23.62"x23.62" / 23.62"x47.24" / 47.24"x47.24" / 29.53"x29.53" / 29.53"x59.06" / 35.43"x35.43" / 35.43"x70.87" | | | | | | |



Dose — Porcelux



Dose Pearl 60x120-60x60

Dose



Dose White

Dose Sand




—
Dose Pearl



—
Dose Grey



Malla Hex Dose Sand 32,5x22,5




Malla Hex Dose White
32,5x22,5


Malla Hex Dose Sand
32,5x22,5

Malla Hex Dose Pearl
32,5x22,5


Malla Hex Dose Grey
32,5x22,5




Malla Tris Dose White
30x30 (5,7x5,7x5,7)




Malla Tris Dose Sand
30x30 (5,7x5,7x5,7)



Malla Tris Dose Pearl
30x30 (5,7x5,7x5,7)



Malla Tris Dose Grey
30x30 (5,7x5,7x5,7)




Malla Dose White
30x30 (5x5)



Malla Dose Sand
30x30 (5x5)

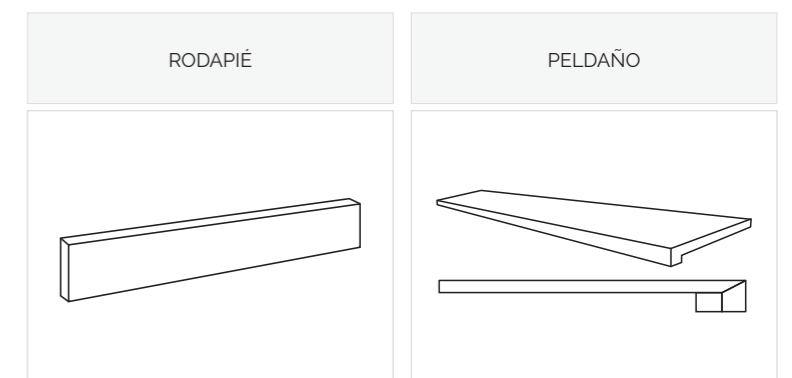


Malla Dose Pearl
30x30 (5x5)



Malla Dose Grey
30x30 (5x5)


Piezas complementarias
Complementary Tiles / Pièces Complémentaires




32,5x22,5



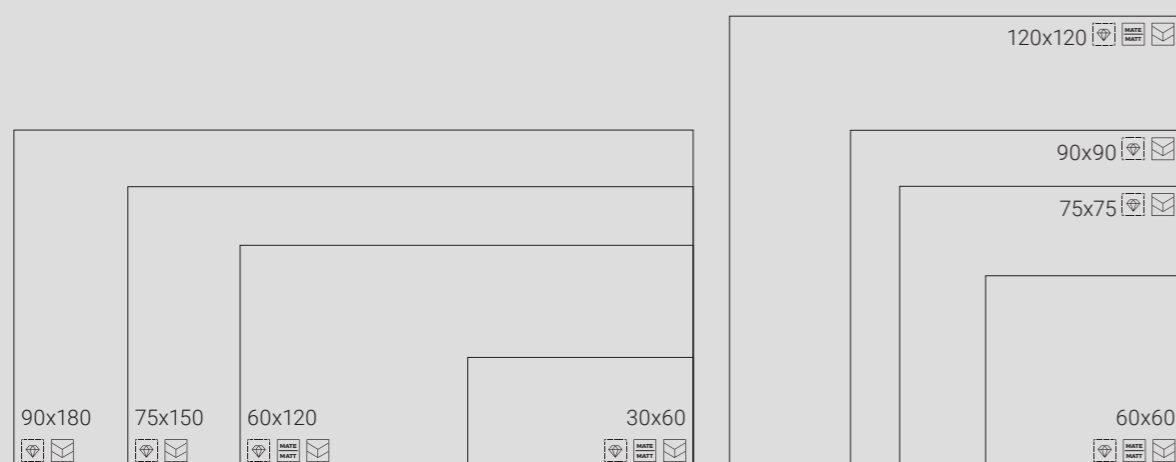
30x30
(5,7x5,7x5,7)



30x30 (5x5)



Formatos / Formats



| Formato | Pz/cj | Pz/pl | M ² /cj | M ² /pl | Cj/pl | Kg/cj | Kg/Total |
|------------|-------|-------|--------------------|--------------------|-------|-------|----------|
| 30x60 (C) | 6 | 288 | 1,08 | 51,84 | 48 | 22,00 | 1076 |
| 60x60 | 4 | 120 | 1,44 | 43,2 | 30 | 30,00 | 920 |
| 60x120 | 2 | 64 | 1,44 | 46,08 | 32 | 34,50 | 1129 |
| 120x120 | 1 | 36 | 1,44 | 51,84 | 36 | 38,40 | 1422,4 |
| 75x75 | 3 | 90 | 1,69 | 50,7 | 30 | 41,20 | 1256 |
| 75x150 | 1 | 40 | 1,13 | 45,2 | 40 | 28,00 | 1184 |
| 90x90 | 2 | 54 | 1,62 | 43,74 | 27 | 40,00 | 1110 |
| 90x180 | 1 | 24 | 1,62 | 38,88 | 24 | 45,50 | 1152 |
| MALLA HEX | 9 | 432 | 0,65 | 31,2 | 48 | 13,50 | 668 |
| MALLA TRIS | 7 | 336 | 0,63 | 30,24 | 48 | 15,40 | 759,2 |
| MALLA (5) | 11 | 462 | 1 | 42 | 42 | 23,10 | 990,2 |

Porcelux
30x60 / 60x60 / 60x120 / 120x120 / 75x75 / 75x150 / 90x90 / 90x180
11.81"x23.62" / 23.62"x23.62" / 23.62"x47.24" / 47.24"x47.24" /
29.53"x29.53" / 29.53"x59.06" / 35.43"x35.43" / 35.43"x70.87"



Garbi NEW — Porcelux



Garbi NEW

Garbi Latte 75x75




Garbi Latte



Garbi Silver



Garbi Gray



Malla Hex Garbi Latte
32,5x22,5

Malla Hex Garbi Silver
32,5x22,5

Malla Hex Garbi Gray
32,5x22,5



Malla Tris Garbi Latte
30x30 (5,7x5,7x5,7)

Malla Tris Garbi Silver
30x30 (5,7x5,7x5,7)

Malla Tris Garbi Gray
30x30 (5,7x5,7x5,7)



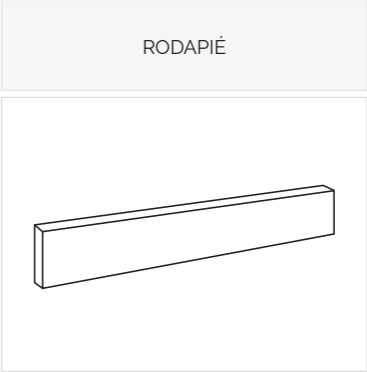
Malla Garbi Latte
30x30 (5x5)

Malla Garbi Silver
30x30 (5x5)

Malla Garbi Gray
30x30 (5x5)

Porcelux
Garbi NEW


Piezas complementarias
Complementary Tiles / Pièces Complémentaires




32,5x22,5



30x30
(5,7x5,7x5,7)



30x30 (5x5)



Formatos / Formats



| Formato | Pz/cj | Pz/pl | M ² /cj | M ² /pl | Cj/pl | Kg/cj | Kg/Total |
|------------|-------|-------|--------------------|--------------------|-------|-------|----------|
| 30x60 (C) | 6 | 288 | 1,08 | 51,84 | 48 | 22,00 | 1076 |
| 60x60 | 4 | 120 | 1,44 | 43,2 | 30 | 30,00 | 920 |
| 60x120 | 2 | 64 | 1,44 | 46,08 | 32 | 34,50 | 1129 |
| 120x120 | 1 | 36 | 1,44 | 51,84 | 36 | 38,40 | 1422,4 |
| 75x75 | 3 | 90 | 1,69 | 50,7 | 30 | 41,20 | 1256 |
| 75x150 | 1 | 40 | 1,13 | 45,2 | 40 | 28,00 | 1184 |
| 90x90 | 2 | 54 | 1,62 | 43,74 | 27 | 40,00 | 1110 |
| 90x180 | 1 | 24 | 1,62 | 38,88 | 24 | 45,50 | 1152 |
| MALLA HEX | 9 | 432 | 0,65 | 31,2 | 48 | 13,50 | 668 |
| MALLA TRIS | 7 | 336 | 0,63 | 30,24 | 48 | 15,40 | 759,2 |
| MALLA (5) | 11 | 462 | 1 | 42 | 42 | 23,10 | 990,2 |

Porcelux
30x60 / 60x60 / 60x120 / 120x120 / 75x75 / 75x150 / 90x90 / 90x180
11.81"x23.62" / 23.62"x23.62" / 23.62"x47.24" / 47.24"x47.24" /
29.53"x29.53" / 29.53"x59.06" / 35.43"x35.43" / 35.43"x70.87"



Larin — Porcelux



Larin Marfil 120x120

Larin



Larin Marfil



Malla Larin Marfil
30x30 (5x5)



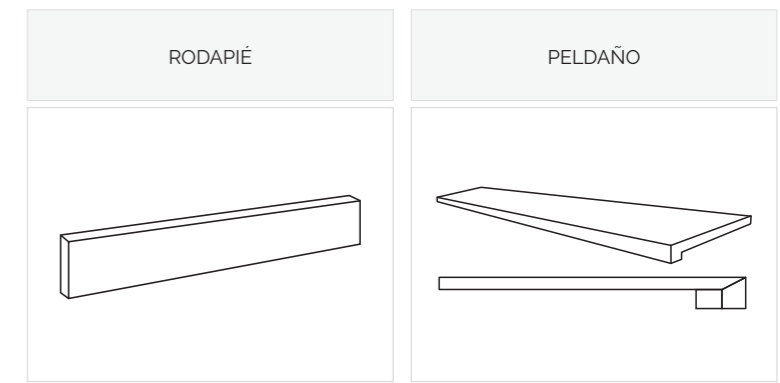
Malla Hex Larin Marfil
32,5x22,5



Malla Tris Larin Marfil
30x30 (5,7x5,7x5,7)

Piezas complementarias


Complementary Tiles / Pièces Complémentaires




32,5x22,5



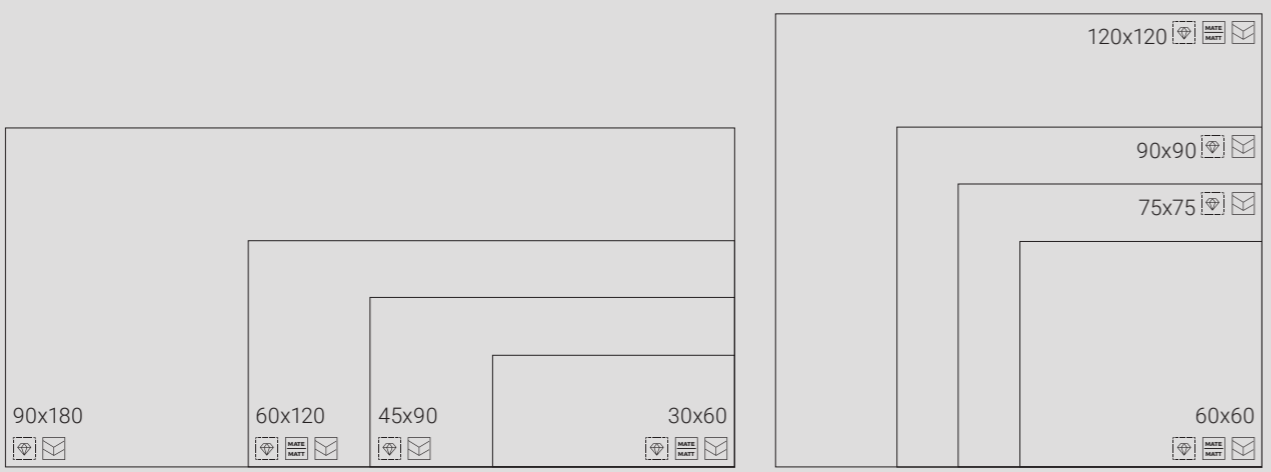
30x30
(5,7x5,7x5,7)



30x30 (5x5)



Formatos / Formats



| Formato | Pz/cj | Pz/pl | M²/cj | M²/pl | Cj/pl | Kg/cj | Kg/Total |
|-----------------|---|-------|-------|-------|-------|-------|----------|
| 30x60 (C) | 6 | 288 | 1,08 | 51,84 | 48 | 22,00 | 1076 |
| 60x60 | 4 | 120 | 1,44 | 43,2 | 30 | 30,00 | 920 |
| 60x120 | 2 | 64 | 1,44 | 46,08 | 32 | 34,50 | 1129 |
| 120x120 | 1 | 36 | 1,44 | 51,84 | 36 | 38,40 | 1422,4 |
| 75x75 | 3 | 90 | 1,69 | 50,7 | 30 | 41,20 | 1256 |
| 45x90 | 3 | 132 | 1,21 | 53,24 | 44 | 28,70 | 1282,8 |
| 90x90 | 2 | 54 | 1,62 | 43,74 | 27 | 40,00 | 1110 |
| 90x180 | 1 | 24 | 1,62 | 38,88 | 24 | 45,50 | 1152 |
| MALLA HEX | 9 | 432 | 0,65 | 31,2 | 48 | 13,50 | 668 |
| MALLA TRIS | 7 | 336 | 0,63 | 30,24 | 48 | 15,40 | 759,2 |
| MALLA (5) | 11 | 462 | 1,00 | 42 | 42 | 23,00 | 986 |
| Porcelux | 30x60 / 60x60 / 60x120 / 120x120 / 75x75 / 45x90 / 90x90 / 90x180 / 11.81"x23.62" / 23.62"x23.62" / 23.62"x47.24" / 47.24"x47.24" / 29.53"x29.53" / 17.72"x35.43" / 35.43"x35.43" / 35.43"x70.87" | | | | | | |



Line NEW — Porcelux



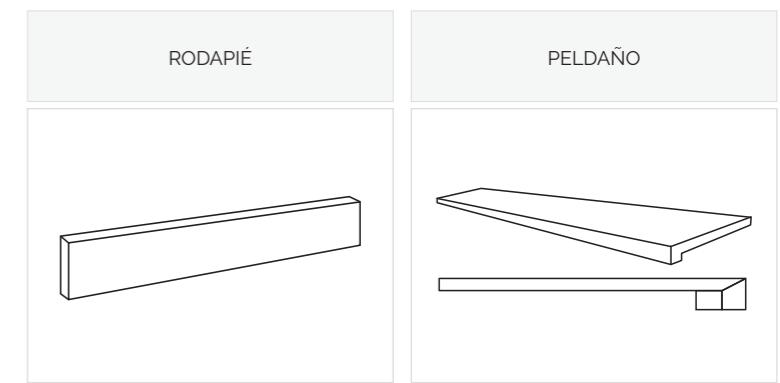
Line White 75x150

Line NEW



Line White


Piezas complementarias
Complementary Tiles / Pièces Complémentaires




32,5x22,5



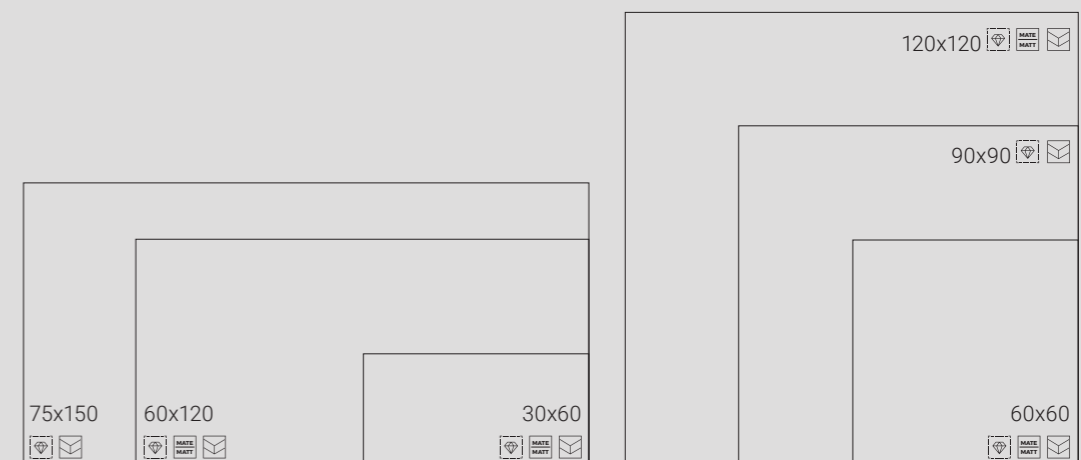
30x30
(5,7x5,7x5,7)



30x30 (5x5)



Formatos / Formats



| Formato | Pz/cj | Pz/pl | M²/cj | M²/pl | Cj/pl | Kg/cj | Kg/Total |
|------------|-------|-------|-------|-------|-------|-------|----------|
| 30x60 (C) | 6 | 288 | 1,08 | 51,84 | 48 | 22,00 | 1076 |
| 60x60 | 4 | 120 | 1,44 | 43,2 | 30 | 30,00 | 920 |
| 60x120 | 2 | 64 | 1,44 | 46,08 | 32 | 34,50 | 1129 |
| 120x120 | 1 | 36 | 1,44 | 51,84 | 36 | 38,40 | 1422,4 |
| 75x150 | 1 | 40 | 1,13 | 45,2 | 40 | 28,00 | 1184 |
| 90x90 | 2 | 54 | 1,62 | 43,74 | 27 | 40,00 | 1110 |
| MALLA HEX | 9 | 432 | 0,65 | 31,2 | 48 | 13,50 | 668 |
| MALLA TRIS | 7 | 336 | 0,63 | 30,24 | 48 | 15,40 | 759,2 |
| MALLA (5) | 11 | 462 | 1,00 | 42 | 42 | 23,00 | 986 |

Porcelux 30x60 / 60x60 / 60x120 / 120x120 / 75x75 / 75x150 / 90x90 / 90x180
11.81"x23.62" / 23.62"x23.62" / 23.62"x47.24" / 47.24"x47.24" /
29.53"x29.53" / 29.53"x59.06" / 35.43"x35.43" / 35.43"x70.87"



Morvedre — Porcelux



Morvedre Gris 120x120

Morvedre



—
Morvedre Perla



—
Morvedre Gris



—
Morvedre Noce




—
Morvedre Crema



Morvedre Blanco



Malla Hex Morvedre Perla
32,5x22,5



Malla Hex Morvedre Gris
32,5x22,5




Malla Hex Morvedre Noce
32,5x22,5




Malla Hex Morvedre Crema
32,5x22,5




Malla Hex Morvedre Blanco
32,5x22,5




Malla Tris Morvedre Perla
30x30 (5,7x5,7x5,7)




Malla Tris Morvedre Gris
30x30 (5,7x5,7x5,7)



Malla Tris Morvedre Noce
30x30 (5,7x5,7x5,7)




Malla Tris Morvedre Crema
30x30 (5,7x5,7x5,7)




Malla Tris Morvedre Blanco
30x30 (5,7x5,7x5,7)




Malla Morvedre Perla
30x30 (5x5)




Malla Morvedre Gris
30x30 (5x5)



Malla Morvedre Noce
30x30 (5x5)



Malla Morvedre Crema
30x30 (5x5)

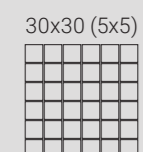
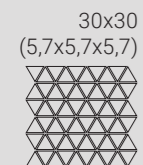
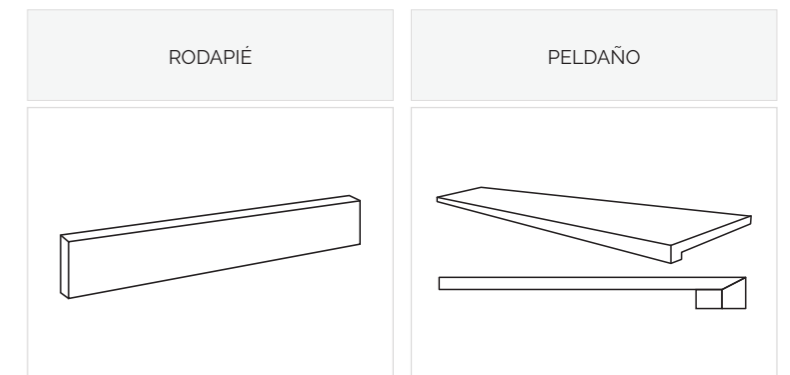


Malla Morvedre Blanco
30x30 (5x5)



Morvedre Blanco 30x60 - 60x60
Malla Morvedre Blanco 30x30 (5)

Piezas complementarias
Complementary Tiles / Pièces Complémentaires



Formatos / Formats



| Formato | Pz/cj | Pz/pl | M ² /cj | M ² /pl | Cj/pl | Kg/cj | Kg/Total |
|------------|-------|-------|--------------------|--------------------|-------|-------|----------|
| 30x60 (C) | 6 | 288 | 1,08 | 51,84 | 48 | 22,00 | 1076 |
| 60x60 | 4 | 120 | 1,44 | 43,2 | 30 | 30,00 | 920 |
| 60x120 | 2 | 64 | 1,44 | 46,08 | 32 | 34,50 | 1129 |
| 120x120 | 1 | 36 | 1,44 | 51,84 | 36 | 38,40 | 1422,4 |
| 75x75 | 3 | 90 | 1,69 | 50,7 | 30 | 41,20 | 1256 |
| 75x150 | 1 | 40 | 1,13 | 45,2 | 40 | 28,00 | 1184 |
| 90x90 | 2 | 54 | 1,62 | 43,74 | 27 | 40,00 | 1110 |
| 90x180 | 1 | 24 | 1,62 | 38,88 | 24 | 45,50 | 1152 |
| MALLA HEX | 9 | 432 | 0,65 | 31,2 | 48 | 13,50 | 668 |
| MALLA TRIS | 7 | 336 | 0,63 | 30,24 | 48 | 15,40 | 759,2 |
| MALLA (5) | 11 | 462 | 1 | 42 | 42 | 23,10 | 990,2 |

Porcelux
30x60 / 60x60 / 60x120 / 120x120 / 75x75 / 75x150 / 90x90 / 90x180
11.81"x23.62" / 23.62"x23.62" / 23.62"x47.24" / 47.24"x47.24" /
29.53"x29.53" / 29.53"x59.06" / 35.43"x35.43" / 35.43"x70.87"



Naples *NEW* — Porcelux



Naples *NEW*


Naples White 60x120



Naples White



Malla Naples White
30x30 (5x5)



Malla Hex Naples White
32,5x22,5



Malla Tris Naples White
30x30 (5,7x5,7x5,7)

Piezas complementarias


Complementary Tiles / Pièces Complémentaires

| RODAPIÉ | PELDAÑO |
|---------|---------|
| | |

32,5x22,5



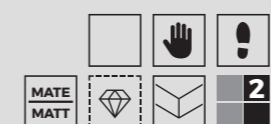
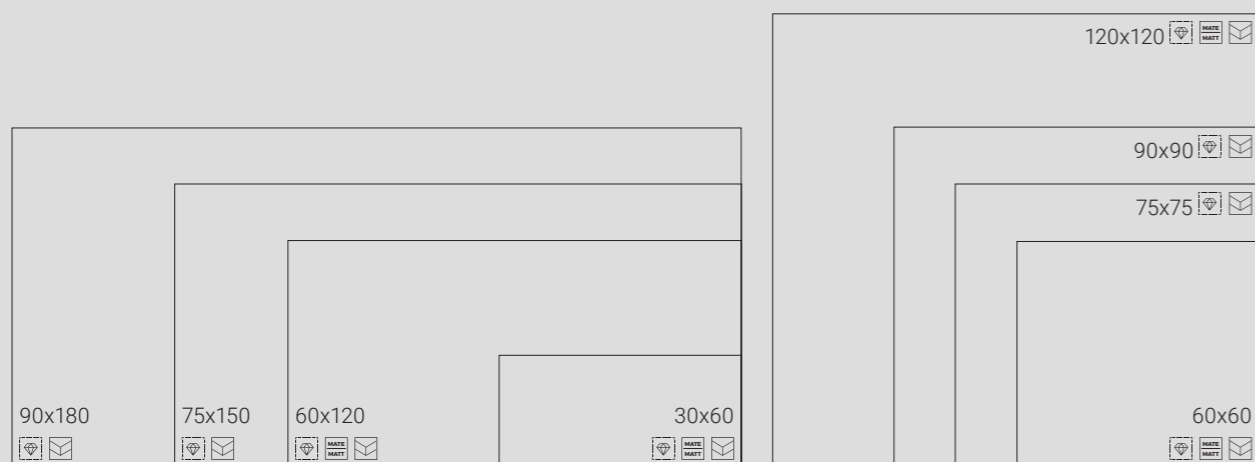
30x30
(5,7x5,7x5,7)



30x30 (5x5)



Formatos / Formats



| Formato | Pz/cj | Pz/pl | M²/cj | M²/pl | Cj/pl | Kg/cj | Kg/Total |
|------------|-------|-------|-------|-------|-------|-------|----------|
| 30x60 (C) | 6 | 288 | 1,08 | 51,84 | 48 | 22,00 | 1076 |
| 60x60 | 4 | 120 | 1,44 | 43,2 | 30 | 30,00 | 920 |
| 60x120 | 2 | 64 | 1,44 | 46,08 | 32 | 34,50 | 1129 |
| 120x120 | 1 | 36 | 1,44 | 51,84 | 36 | 38,40 | 1422,4 |
| 75x75 | 3 | 90 | 1,69 | 50,7 | 30 | 41,20 | 1256 |
| 75x150 | 1 | 40 | 1,13 | 45,2 | 40 | 28,00 | 1184 |
| 90x90 | 2 | 54 | 1,62 | 43,74 | 27 | 40,00 | 1110 |
| 90x180 | 1 | 24 | 1,62 | 38,88 | 24 | 45,50 | 1152 |
| MALLA HEX | 9 | 432 | 0,65 | 31,2 | 48 | 13,50 | 668 |
| MALLA TRIS | 7 | 336 | 0,63 | 30,24 | 48 | 15,40 | 759,2 |
| MALLA (5) | 11 | 462 | 1,00 | 42 | 42 | 23,00 | 986 |

Porcelux 30x60 / 60x60 / 60x120 / 75x150 / 120x120 / 75x75 / 90x180
11.81"x23.62" / 23.62"x23.62" / 29.52"x59.05" / 23.62"x47.24" /
47.24"x47.24" / 29.53"x29.53" / 35.43"x70.87"



Nepal NEW — Porcelux



Nepal NEW

Nepal 90x90




Nepal



Malla Nepal
30x30 (5x5)



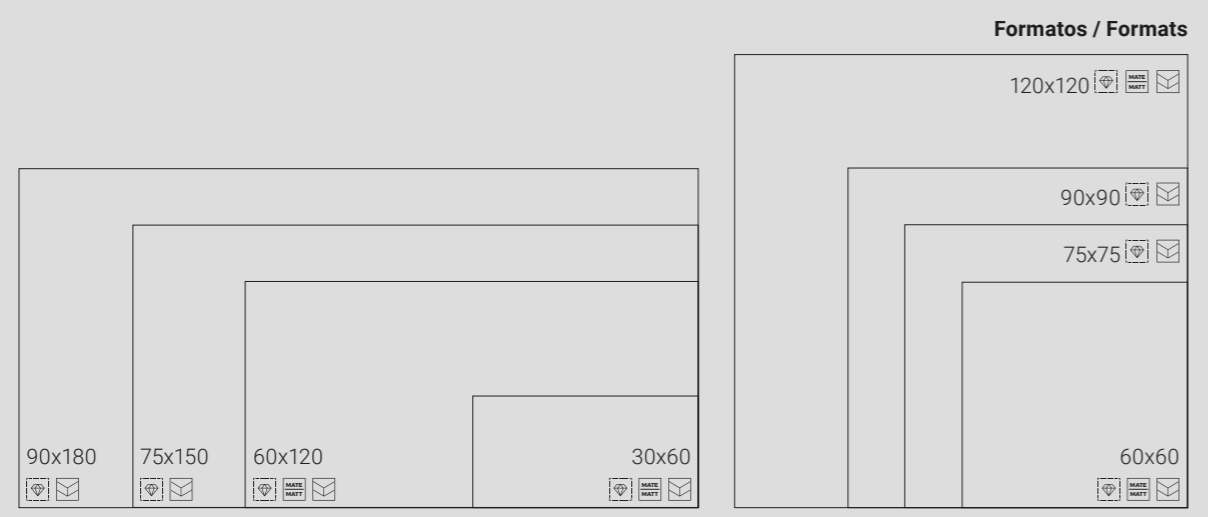

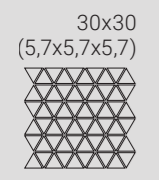
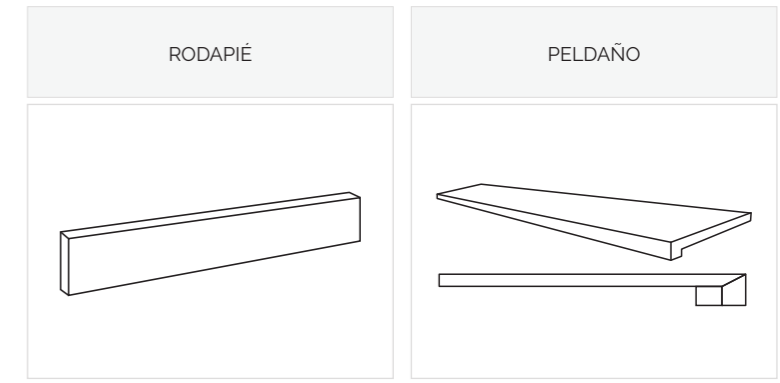
Malla Hex Nepal
32,5x22,5



Malla Tris Nepal
30x30 (5,7x5,7x5,7)

Piezas complementarias

Complementary Tiles / Pièces Complémentaires



| Formato | Pz/cj | Pz/pl | M²/cj | M²/pl | Cj/pl | Kg/cj | Kg/Total |
|------------|-------|-------|-------|-------|-------|-------|----------|
| 30x60 (C) | 6 | 288 | 1,08 | 51,84 | 48 | 22,00 | 1076 |
| 60x60 | 4 | 120 | 1,44 | 43,2 | 30 | 30,00 | 920 |
| 60x120 | 2 | 64 | 1,44 | 46,08 | 32 | 34,50 | 1129 |
| 120x120 | 1 | 36 | 1,44 | 51,84 | 36 | 38,40 | 1422,4 |
| 75x75 | 3 | 90 | 1,69 | 50,7 | 30 | 41,20 | 1256 |
| 75x150 | 1 | 40 | 1,13 | 45,2 | 40 | 28,00 | 1184 |
| 90x90 | 2 | 54 | 1,62 | 43,74 | 27 | 40,00 | 1110 |
| 90x180 | 1 | 24 | 1,62 | 38,88 | 24 | 45,50 | 1152 |
| MALLA HEX | 9 | 432 | 0,65 | 31,2 | 48 | 13,50 | 668 |
| MALLA TRIS | 7 | 336 | 0,63 | 30,24 | 48 | 15,40 | 759,2 |
| MALLA (5) | 11 | 462 | 1,00 | 42 | 42 | 23,00 | 986 |

Porcelux 30x60 / 60x60 / 60x120 / 90x180 / 120x120 / 75x75 / 75x150 / 90x90 / 11.81"x23.62" / 23.62"x23.62" / 23.62"x47.24" / 35.43"x70.87" / 47.24"x47.24" / 29.53"x29.53" / 29.53"x59.06" / 35.43"x35.43"



Olympia — Porcelux



Olympia Gris 90x90

olympia



Olympia Perla 75x150-75x75




Olympia Arena




Olympia Topo



Olympia Perla



Olympia Gris



Olympia Marengo




Malla Hex Olympia Arena
32,5x22,5



Malla Hex Olympia Topo
32,5x22,5




Malla Hex Olympia Perla
32,5x22,5




Malla Hex Olympia Gris
32,5x22,5



Malla Hex Olympia Marengo
32,5x22,5




Malla Tris Olympia Arena
30x30 (5,7x5,7x5,7)




Malla Tris Olympia Topo
30x30 (5,7x5,7x5,7)




Malla Tris Olympia Perla
30x30 (5,7x5,7x5,7)




Malla Tris Olympia Gris
30x30 (5,7x5,7x5,7)



Malla Tris Olympia Marengo
30x30 (5,7x5,7x5,7)




Malla Olympia Arena
30x30 (5x5)




Malla Olympia Topo
30x30 (5x5)



Malla Olympia Perla
30x30 (5x5)



Malla Olympia Gris
30x30 (5x5)

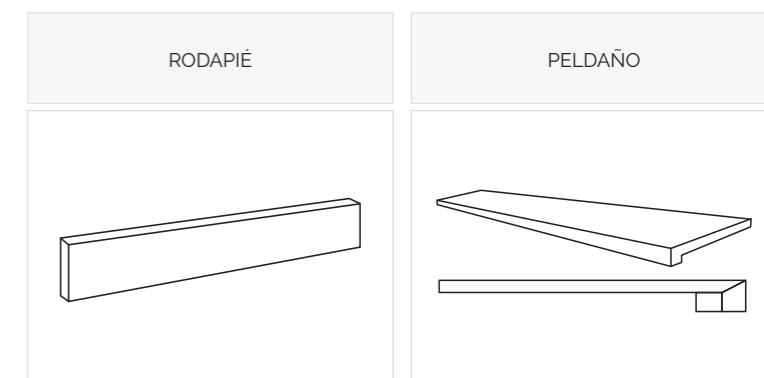


Malla Olympia Marengo
30x30 (5x5)



Olympia Marengo 30x60-60x60
Malla Olympia Marengo 30x30 (5)


Piezas complementarias
Complementary Tiles / Pièces Complémentaires




32,5x22,5



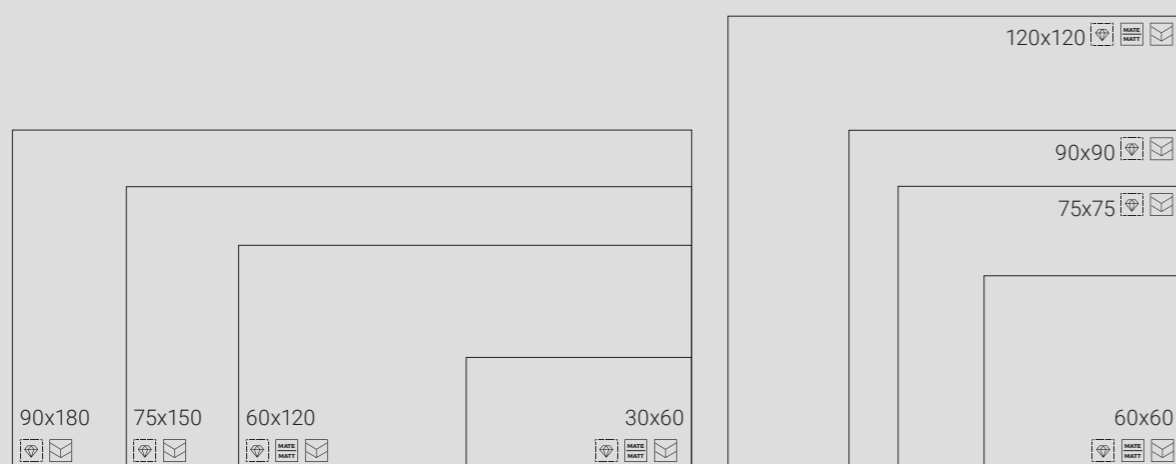
30x30
(5,7x5,7x5,7)



30x30 (5x5)



Formatos / Formats



| Formato | Pz/cj | Pz/pl | M²/cj | M²/pl | Cj/pl | Kg/cj | Kg/Total |
|------------|-------|-------|-------|-------|-------|-------|----------|
| 30x60 (C) | 6 | 288 | 1,08 | 51,84 | 48 | 22,00 | 1076 |
| 60x60 | 4 | 120 | 1,44 | 43,2 | 30 | 30,00 | 920 |
| 60x120 | 2 | 64 | 1,44 | 46,08 | 32 | 34,50 | 1129 |
| 120x120 | 1 | 36 | 1,44 | 51,84 | 36 | 38,40 | 1422,4 |
| 75x75 | 3 | 90 | 1,69 | 50,7 | 30 | 41,20 | 1256 |
| 75x150 | 1 | 40 | 1,13 | 45,2 | 40 | 28,00 | 1184 |
| 90x90 | 2 | 54 | 1,62 | 43,74 | 27 | 40,00 | 1110 |
| 90x180 | 1 | 24 | 1,62 | 38,88 | 24 | 45,50 | 1152 |
| MALLA HEX | 9 | 432 | 0,65 | 31,2 | 48 | 13,50 | 668 |
| MALLA TRIS | 7 | 336 | 0,63 | 30,24 | 48 | 15,40 | 759,2 |
| MALLA (5) | 11 | 462 | 1 | 42 | 42 | 23,10 | 990,2 |

Porcelux
30x60 / 60x60 / 60x120 / 120x120 / 75x75 / 75x150 / 90x90 / 90x180
11.81"x23.62" / 23.62"x23.62" / 23.62"x47.24" / 47.24"x47.24" /
29.53"x29.53" / 29.53"x59.06" / 35.43"x35.43" / 35.43"x70.87"




Orlando — Porcelux



Orlando Greige 120x120

Orlando




Orlando Greige



Orlando Cream




Orlando White




Malla Hex Orlando Greige
32,5x22,5



Malla Hex Orlando Cream
32,5x22,5




Malla Hex Orlando White
32,5x22,5




Malla Tris Orlando Greige
30x30 (5,7x5,7x5,7)




Malla Tris Orlando Cream
30x30 (5,7x5,7x5,7)




Malla Tris Orlando White
30x30 (5,7x5,7x5,7)



Malla Orlando Greige
30x30 (5x5)

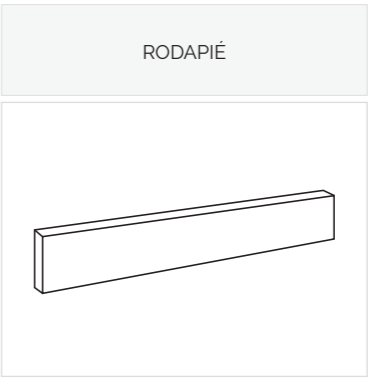


Malla Orlando Cream
30x30 (5x5)




Malla Orlando White
30x30 (5x5)


Piezas complementarias
Complementary Tiles / Pièces Complémentaires




32,5x22,5



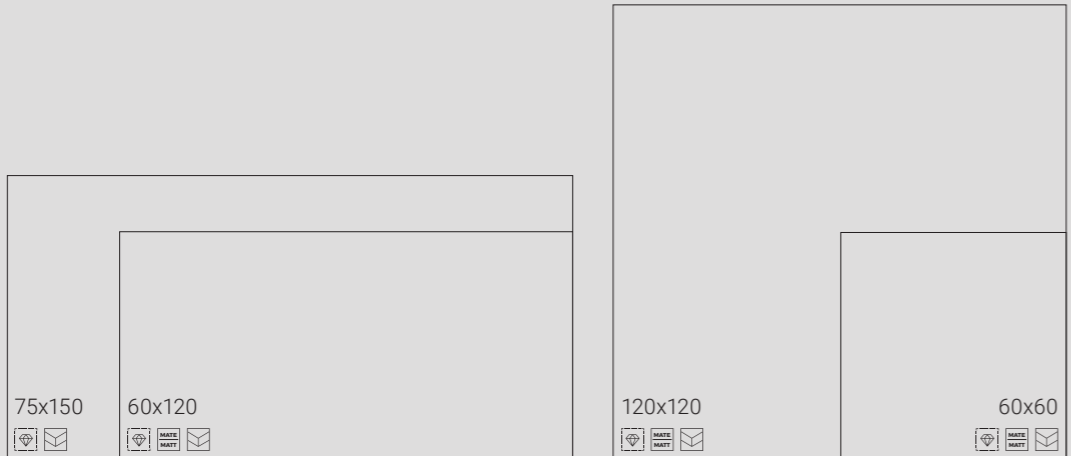
30x30
(5,7x5,7x5,7)



30x30 (5x5)



Formatos / Formats



| Formato | Pz/cj | Pz/pl | M²/cj | M²/pl | Cj/pl | Kg/cj | Kg/Total |
|------------|-------|-------|-------|-------|-------|-------|----------|
| 60x60 | 4 | 120 | 1,44 | 43,2 | 30 | 30,00 | 920 |
| 60x120 | 2 | 64 | 1,44 | 46,08 | 32 | 34,50 | 1129 |
| 120x120 | 1 | 36 | 1,44 | 51,84 | 36 | 38,40 | 1422,4 |
| 75x150 | 1 | 40 | 1,13 | 45,2 | 40 | 28,00 | 1184 |
| MALLA HEX | 9 | 432 | 0,65 | 31,2 | 48 | 13,50 | 668 |
| MALLA TRIS | 7 | 336 | 0,63 | 30,24 | 48 | 15,40 | 759,2 |
| MALLA (5) | 11 | 462 | 1,00 | 42 | 42 | 23,00 | 986 |

Porcelux 60x60 / 60x120 / 120x120 / 75x150
23.62"x23.62" / 23.62"x47.24" / 47.24"x47.24" / 29.53"x59.06"



Paonazzo NEW Porcelux




Paonazzo

Paonazzo Gold 30x60



Paonazzo Gold



Malla
Paonazzo Gold
30x30 (5x5)

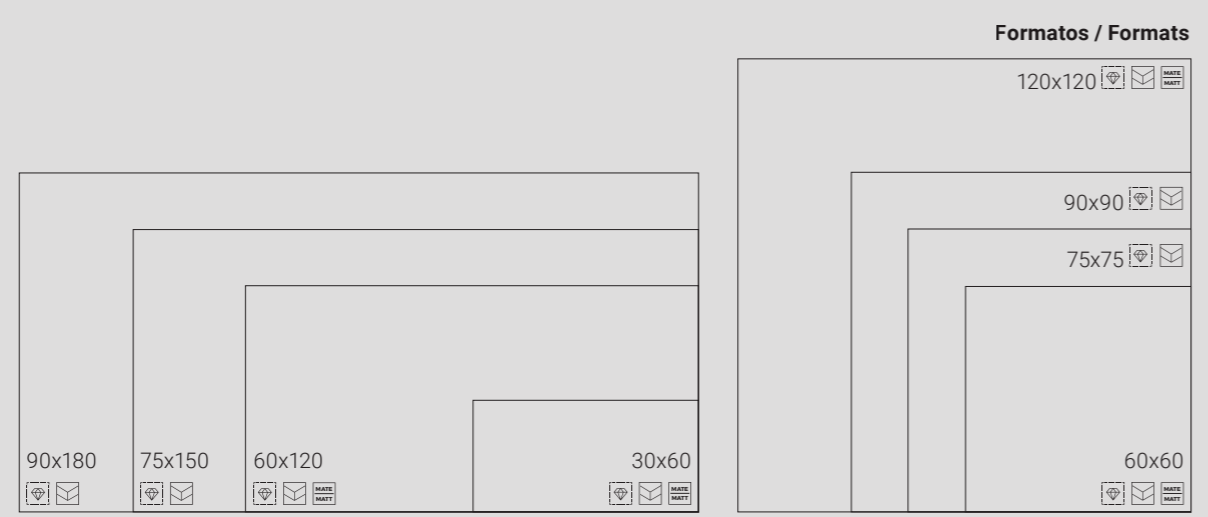

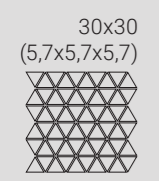
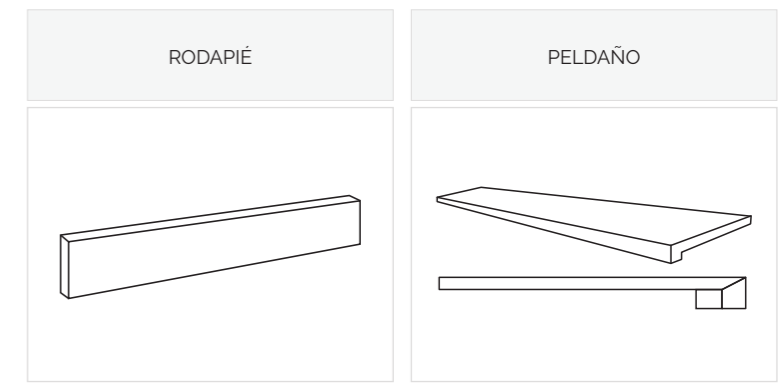


Malla Hex
Paonazzo Gold
32,5x22,5



Malla Tris
Paonazzo Gold
30x30 (5,7x5,7x5,7)

Piezas complementarias
Complementary Tiles / Pièces Complémentaires



| Formato | Pz/cj | Pz/pl | M²/cj | M²/pl | Cj/pl | Kg/cj | Kg/Total |
|------------|-------|-------|-------|-------|-------|-------|----------|
| 30x60 (C) | 6 | 288 | 1,08 | 51,84 | 48 | 22,00 | 1076 |
| 60x60 | 4 | 120 | 1,44 | 43,2 | 30 | 30,00 | 920 |
| 60x120 | 2 | 64 | 1,44 | 46,08 | 32 | 34,50 | 1129 |
| 120x120 | 1 | 36 | 1,44 | 51,84 | 36 | 38,40 | 1422,4 |
| 75x75 | 3 | 90 | 1,69 | 50,7 | 30 | 41,20 | 1256 |
| 75x150 | 1 | 40 | 1,13 | 45,2 | 40 | 28,00 | 1184 |
| 90x90 | 2 | 54 | 1,62 | 43,74 | 27 | 40,00 | 1110 |
| 90x180 | 1 | 24 | 1,62 | 38,88 | 24 | 45,50 | 1152 |
| MALLA HEX | 9 | 432 | 0,65 | 31,2 | 48 | 13,50 | 668 |
| MALLA TRIS | 7 | 336 | 0,63 | 30,24 | 48 | 15,40 | 759,2 |
| MALLA (5) | 11 | 462 | 1,00 | 42 | 42 | 23,00 | 986 |

Porcelux
30x60 / 60x60 / 60x120 / 120x120 / 75x75 / 75x150 / 90x90 / 90x180
11.81"x23.62" / 23.62"x23.62" / 23.62"x47.24" / 47.24"x47.24" /
29.53"x29.53" / 29.53"x59.06" / 35.43"x35.43" / 35.43"x70.87"



Ponera NEW — Porcelux



Ponera NEW

Ponera Hot 60x120 - 120x120



Ponera Hot




Ponera Cold



Ponera Cold 120x120




Malla Ponera Hot
30x30 (5x5)



Malla Tris Ponera Hot
30x30 (5,7x5,7x5,7)



Malla Hex Ponera Hot
32,5x22,5



Malla Ponera Cold
30x30 (5x5)



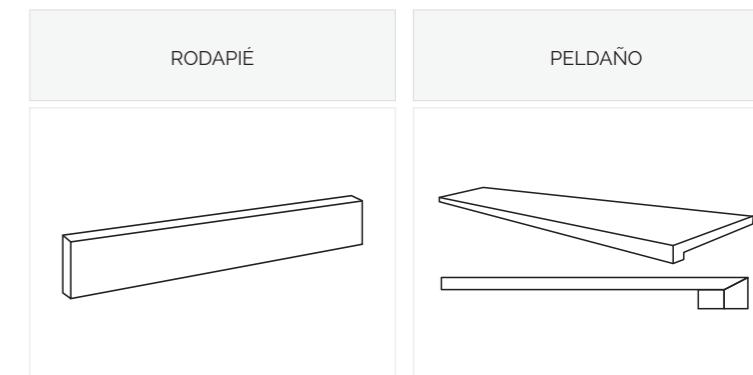
Malla Tris Ponera Cold
30x30 (5,7x5,7x5,7)



Malla Hex Ponera Cold
32,5x22,5

Piezas complementarias


Complementary Tiles / Pièces Complémentaires




32,5x22,5



30x30
(5,7x5,7x5,7)



30x30 (5x5)



Formatos / Formats



| Formato | Pz/cj | Pz/pl | M²/cj | M²/pl | Cj/pl | Kg/cj | Kg/Total |
|------------|-------|-------|-------|-------|-------|-------|----------|
| 30x60 (C) | 6 | 288 | 1,08 | 51,84 | 48 | 22,00 | 1076 |
| 60x60 | 4 | 120 | 1,44 | 43,2 | 30 | 30,00 | 920 |
| 60x120 | 2 | 64 | 1,44 | 46,08 | 32 | 34,50 | 1129 |
| 120x120 | 1 | 36 | 1,44 | 51,84 | 36 | 38,40 | 1422,4 |
| 75x75 | 3 | 90 | 1,69 | 50,7 | 30 | 41,20 | 1256 |
| 75x150 | 1 | 40 | 1,13 | 45,2 | 40 | 28,00 | 1184 |
| 90x90 | 2 | 54 | 1,62 | 43,74 | 27 | 40,00 | 1110 |
| 90x180 | 1 | 24 | 1,62 | 38,88 | 24 | 45,50 | 1152 |
| MALLA HEX | 9 | 432 | 0,65 | 31,2 | 48 | 13,50 | 668 |
| MALLA TRIS | 7 | 336 | 0,63 | 30,24 | 48 | 15,40 | 759,2 |
| MALLA (5) | 11 | 462 | 1,00 | 42 | 42 | 23,00 | 986 |

Porcelux 30x60 / 60x60 / 60x120 / 120x120 / 75x75 / 75x150 / 90x90 / 90x180
11.81"x23.62" / 23.62"x23.62" / 23.62"x47.24" / 47.24"x47.24" /
29.53"x29.53" / 29.53"x59.06" / 35.43"x35.43" / 35.43"x70.87"



Sena NEW — Porcelux



Sena NEW

Sena Perla 60x120
Sena Crema 120x120



Sena Crema 75x150 - 75x75



Sena Perla




Sena Crema




Sena Perla Mate 60x120 - 120x120
Malla Sena Perla Mate 30x30 (5x5)


32,5x22,5




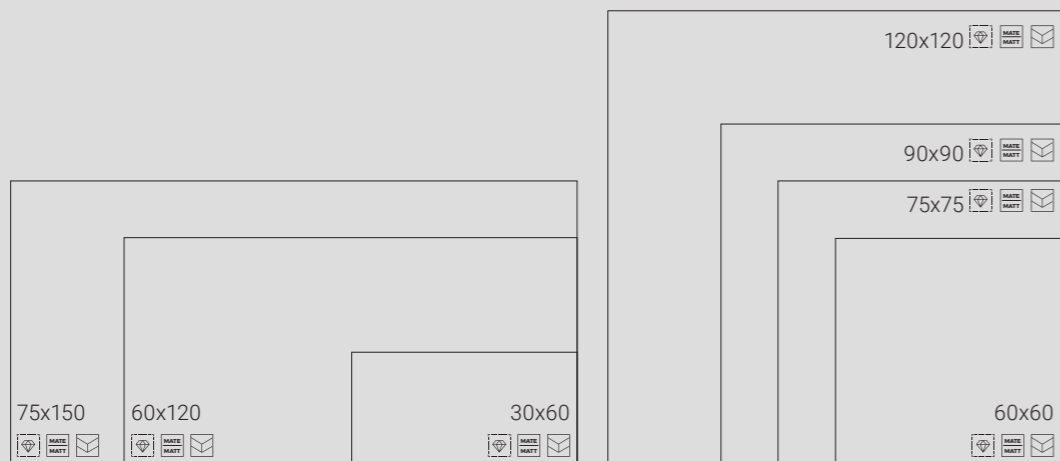
30x30
(5,7x5,7x5,7)



30x30 (5x5)



Formatos / Formats




Malla Sena Perla
30x30 (5x5)




Malla Tris Sena Perla
30x30 (5,7x5,7x5,7)



Malla Hex Sena Perla
32,5x22,5



Malla Sena Crema
30x30 (5x5)

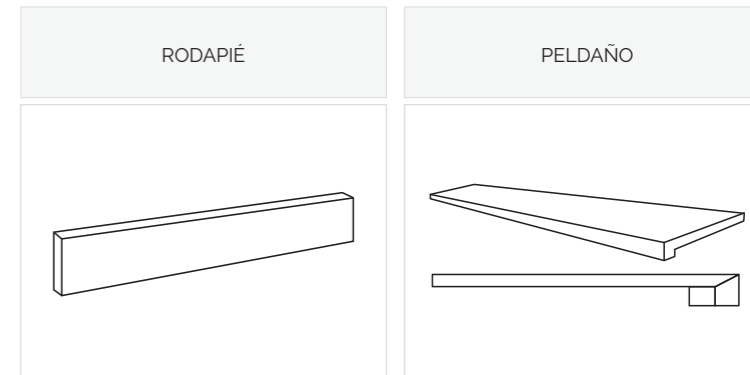


Malla Tris Sena Crema
30x30 (5,7x5,7x5,7)




Malla Hex Sena Crema
32,5x22,5

Piezas complementarias
 Complementary Tiles / Pièces Complémentaires



| Formato | Pz/cj | Pz/pl | M²/cj | M²/pl | Cj/pl | Kg/cj | Kg/Total |
|------------|-------|-------|-------|-------|-------|-------|----------|
| 30x60 (C) | 6 | 288 | 1,08 | 51,84 | 48 | 22,00 | 1076 |
| 60x60 | 4 | 120 | 1,44 | 43,2 | 30 | 30,00 | 920 |
| 60x120 | 2 | 64 | 1,44 | 46,08 | 32 | 34,50 | 1129 |
| 120x120 | 1 | 36 | 1,44 | 51,84 | 36 | 38,40 | 1422,4 |
| 75x75 | 3 | 90 | 1,69 | 50,7 | 30 | 41,20 | 1256 |
| 75x150 | 1 | 40 | 1,13 | 45,2 | 40 | 28,00 | 1184 |
| 90x90 | 2 | 54 | 1,62 | 43,74 | 27 | 40,00 | 1110 |
| MALLA HEX | 9 | 432 | 0,65 | 31,2 | 48 | 13,50 | 668 |
| MALLA TRIS | 7 | 336 | 0,63 | 30,24 | 48 | 15,40 | 759,2 |
| MALLA (5) | 11 | 462 | 1,00 | 42 | 42 | 23,00 | 986 |

Porcelux 30x60 / 60x60 / 60x120 / 120x120 / 75x75 / 75x150 / 90x90
 11.81"x23.62" / 23.62"x23.62" / 23.62"x47.24" / 47.24"x47.24" /
 29.53"x29.53" / 29.53"x59.06" / 35.43"x35.43"



Statuarietto NEW Porcelux




Statuarietto NEW


Statuarietto White 75x150



Statuarietto White



Malla Statuarietto White
30x30 (5x5)



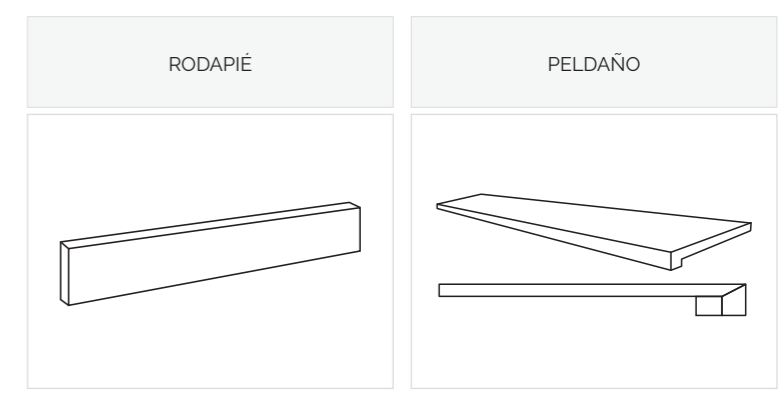
Malla Hex Statuarietto White
32,5x22,5



Malla Tris Statuarietto White
30x30 (5,7x5,7x5,7)

Piezas complementarias

Complementary Tiles / Pièces Complémentaires




32,5x22,5



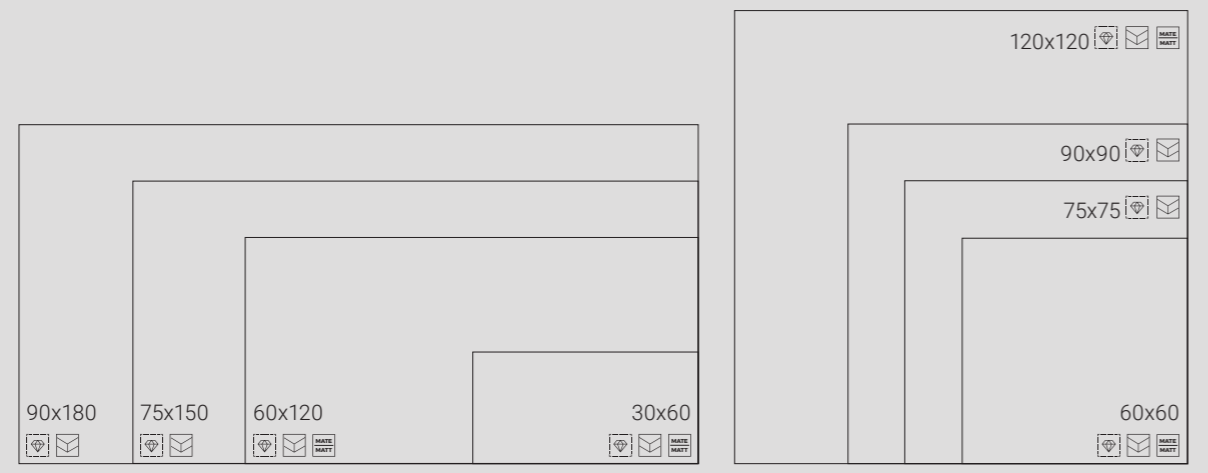
30x30
(5,7x5,7x5,7)



30x30 (5x5)



Formatos / Formats



| Formato | Pz/cj | Pz/pl | M²/cj | M²/pl | Cj/pl | Kg/cj | Kg/Total |
|------------|-------|-------|-------|-------|-------|-------|----------|
| 30x60 (C) | 6 | 288 | 1,08 | 51,84 | 48 | 22,00 | 1076 |
| 60x60 | 4 | 120 | 1,44 | 43,2 | 30 | 30,00 | 920 |
| 60x120 | 2 | 64 | 1,44 | 46,08 | 32 | 34,50 | 1129 |
| 120x120 | 1 | 36 | 1,44 | 51,84 | 36 | 38,40 | 1422,4 |
| 75x75 | 3 | 90 | 1,69 | 50,7 | 30 | 41,20 | 1256 |
| 75x150 | 1 | 40 | 1,13 | 45,2 | 40 | 28,00 | 1184 |
| 90x90 | 2 | 54 | 1,62 | 43,74 | 27 | 40,00 | 1110 |
| 90x180 | 1 | 24 | 1,62 | 38,88 | 24 | 45,50 | 1152 |
| MALLA HEX | 9 | 432 | 0,65 | 31,2 | 48 | 13,50 | 668 |
| MALLA TRIS | 7 | 336 | 0,63 | 30,24 | 48 | 15,40 | 759,2 |
| MALLA (5) | 11 | 462 | 1,00 | 42 | 42 | 23,00 | 986 |

Porcelux 30x60 / 60x60 / 60x120 / 120x120 / 75x75 / 75x150 / 90x90 / 90x180
11.81"x23.62" / 23.62"x23.62" / 23.62"x47.24" / 47.24"x47.24" /
29.53"x29.53" / 29.53"x59.06" / 35.43"x35.43" / 35.43"x70.87"



Tinenza — Porcelux




Tinenza 120x120

Tinenza



Tinenza 60x60

Tinenza



Malla Tinenza
30x30 (5x5)



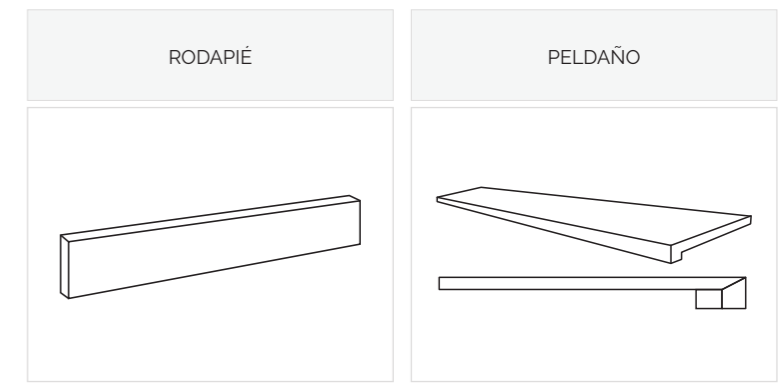
Malla Hex Tinenza
32,5x22,5



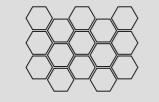
Malla Tris Tinenza
30x30 (5,7x5,7x5,7)

Piezas complementarias

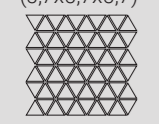
Complementary Tiles / Pièces Complémentaires




32,5x22,5



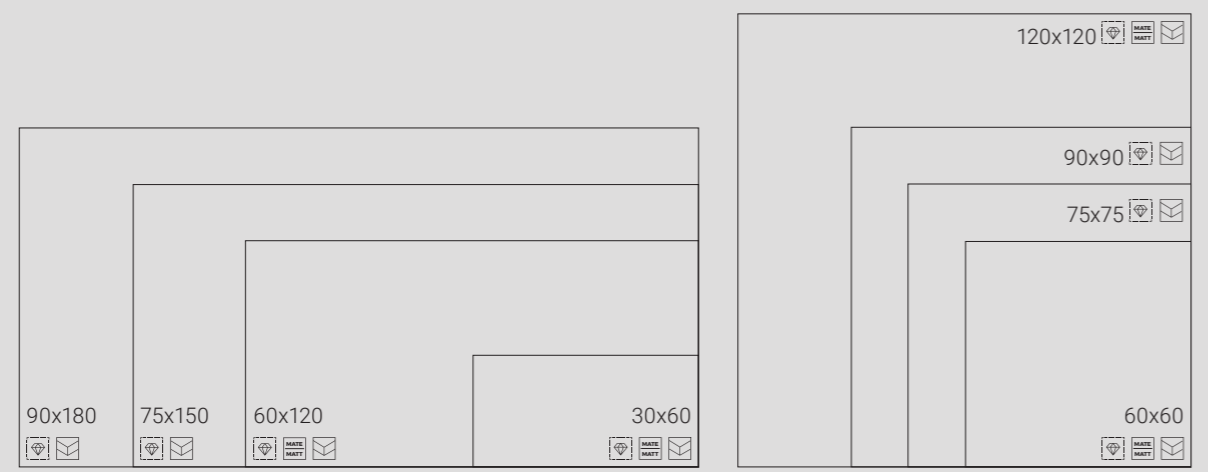
30x30 (5,7x5,7x5,7)



30x30 (5x5)



Formatos / Formats



| Formato | Pz/cj | Pz/pl | M²/cj | M²/pl | Cj/pl | Kg/cj | Kg/Total |
|------------|-------|-------|-------|-------|-------|-------|----------|
| 30x60 (C) | 6 | 288 | 1,08 | 51,84 | 48 | 22,00 | 1076 |
| 60x60 | 4 | 120 | 1,44 | 43,2 | 30 | 30,00 | 920 |
| 60x120 | 2 | 64 | 1,44 | 46,08 | 32 | 34,50 | 1129 |
| 120x120 | 1 | 36 | 1,44 | 51,84 | 36 | 38,40 | 1422,4 |
| 75x75 | 3 | 90 | 1,69 | 50,7 | 30 | 41,20 | 1256 |
| 75x150 | 1 | 40 | 1,13 | 45,2 | 40 | 28,00 | 1184 |
| 90x90 | 2 | 54 | 1,62 | 43,74 | 27 | 40,00 | 1110 |
| 90x180 | 1 | 24 | 1,62 | 38,88 | 24 | 45,50 | 1152 |
| MALLA HEX | 9 | 432 | 0,65 | 31,2 | 48 | 13,50 | 668 |
| MALLA TRIS | 7 | 336 | 0,63 | 30,24 | 48 | 15,40 | 759,2 |
| MALLA (5) | 11 | 462 | 1,00 | 42 | 42 | 23,00 | 986 |

Porcelux
30x60 / 60x60 / 60x120 / 120x120 / 75x75 / 75x150 / 90x90 / 90x180
11.81"x23.62" / 23.62"x23.62" / 23.62"x47.24" / 47.24"x47.24" /
29.53"x29.53" / 29.53"x59.06" / 35.43"x35.43" / 35.43"x70.87"

Características técnicas

Technical characteristics
Caractéristiques techniques

Piezas complementarias / Complementary Tiles / Pièces Complémentaires

Disponible peldaños en todos los formatos y acabados. Consultar.

Available steps in all formats and finishes. Consult.

Marches disponibles dans tous les formats et finitions. Consulter.

Ingalls 8x40 Chevron:

Pieza derecha e izquierda en la misma caja / Right and left piece in the same box /

Pièces gauche et droite dans la même boîte

Stones

| GRUPO Bla (GL) Absorción de agua < 0,5% GROUPE Bla (GL) Water absorption < 0,5% GROUPE Bla (GL) Absorption d'eau < 0,5% | NORMAS DE ENSAYO STANDARD / NORMES D'ESSAI | VALORES PRESCRITOS NORMA EN 14411 VALUE REQUIRED BY EN 14411 STANDARD / VALEURS PRESCRITES NORME EN 14411 | VALOR MEDIO AVERAGE VALUE / VALEUR MOYENNE |
|---|--|---|---|
| Características dimensionales Dimensional features / Caractéristiques dimensionnelles | ISO 10545-2 | | Cumple la norma Conforms to standard / Satisfait à la norme |
| Absorción de agua Water absorption / Absorption d'eau | ISO 10545-3 | < 0,5% | 0,1% |
| Resistencia a la flexión Modulus of rupture Résistance à la flexion | ISO 10545-4 | > 35 N / mm ² > 1300 N | 35 - 45 N / mm ² 1800 - 2500 N |
| Resistencia a la abrasión profunda (mm³) Resistance to deep abrasion (mm ³) / Résistance à l'abrasion profonde (mm ³) | ISO 10545-6 | Máx. 175 mm ³ | 110 - 130 mm ³ |
| Dilatación térmica lineal / Linear thermal expansion / Dilatation thermique linéaire | ISO 10545-8 | Método de ensayo disponible Test method available / Méthode d'essai disponible | <7,0 x 10 ⁻⁶ °C ⁻¹ |
| Resistencia al choque térmico Thermal shock resistance / Résistance au choc thermique | ISO 10545-9 | Método de ensayo disponible Test method available / Méthode d'essai disponible | Resiste Resists / Résiste |
| Resistencia a la helada Frost resistance / Résistance au gel | ISO 10545-12 | Método de ensayo disponible Test method available / Méthode d'essai disponible | Resiste Resists / Résiste |
| Resistencia química Chemical resistance / Résistance chimique | ISO 10545-13 | Ácidos y bases Acids and bases / Acides et bases Productos de limpieza y reactivos de piscinas Cleaning products and pool reactive agents / Produits de nettoyage et réactifs de piscines réactifs de piscines Método de ensayo disponible Test method available / Test method available Mínimo UB Minimum UB / Minimum UB | Cumple la norma Conforms to standard / Satisfait à la norme Clase UA Class UA / Class UA |
| Resistencia a las manchas Resistance to stains / Résistance aux taches | ISO 10545-14 | Mínimo clase 3 Minimum class 3 / Minimum classe 3 | Cumple la norma Conforms to standard / Satisfait à la norme |
| Resistencia al deslizamiento Slip Resistance / Résistance au glissement | DIN 51130 DIN 51097 UNE-ENV 12633 ASTM C 1028 | | Según Modelos According to models / Selon modèles |

Porceglass

| GRUPO Bib (GL) Absorción de agua 0,5% < E< 3% GROUPE Bib (GL) Water absorption 0,5% < E< 3% GROUPE Bib (GL) Absorption d'eau 0,5% < E< 3% | NORMAS DE ENSAYO STANDARD / NORMES D'ESSAI | VALORES PRESCRITOS NORMA EN 14411 VALUE REQUIRED BY EN 14411 STANDARD / VALEURS PRESCRITES NORME EN 14411 | VALOR MEDIO AVERAGE VALUE / VALEUR MOYENNE |
|---|--|---|---|
| Características dimensionales Dimensional features / Caractéristiques dimensionnelles | ISO 10545-2 | | Cumple la norma Conforms to standard / Satisfait à la norme |
| Absorción de agua Water absorption / Absorption d'eau | ISO 10545-3 | 0,5% < E< 3% | 2% |
| Resistencia a la flexión Modulus of rupture / Résistance à la flexion | ISO 10545-4 | > 30 N / mm ² > 1100 N | 35 - 45 N / mm ² 1800 - 2500 N |
| Resistencia a la abrasión superficial Resistance to surface abrasion / Résistance à l'abrasion de surface | ISO 10545-7 | Clase indicada por el fabricante Abrasion class indicated by the manufacturer / Classe indiquée par le fabricant | Según Modelos According to models / Selon modèles |
| Dilatación térmica lineal Linear thermal expansion / Dilatation thermique linéaire | ISO 10545-8 | Método de ensayo disponible Test method available / Méthode d'essai disponible | <7,0 x 10 ⁻⁶ °C ⁻¹ |
| Resistencia al choque térmico Thermal shock resistance / Résistance au choc thermique | ISO 10545-9 | Método de ensayo disponible Test method available / Méthode d'essai disponible | Resiste Resists / Résiste |
| Resistencia al cuarteo Crazing resistance / Résistance au tressailage | ISO 10545-11 | Exigida Required / Exigée | Resiste Resists / Résiste |
| Resistencia química Chemical resistance / Résistance chimique | ISO 10545-13 | Ácidos y bases Acids and bases / Acides et bases Productos de limpieza y reactivos de piscinas Cleaning products and pool reactive agents / Produits de nettoyage et réactifs de piscines Método de ensayo disponible Test method available / Méthode d'essai disponible Mínimo GB Minimum GB / Minimum GB | Cumple la norma Conforms to standard / Satisfait à la norme Clase GA Class GA / Clase GA |
| Resistencia a las manchas Resistance to stains / Résistance aux taches | ISO 10545-14 | Mínimo clase 3 Minimum class 3 / Minimum classe 3 | Cumple la norma Conforms to standard / Satisfait à la norme |

Porcelux

| GRUPO Bla (GL) Absorción de agua 0,5% < E< 3% GROUPE Bla (GL) Water absorption 0,5% < E< 3% GROUPE Bla (GL) Absorption d'eau 0,5% < E< 3% | NORMAS DE ENSAYO STANDARD / NORMES D'ESSAI | VALORES PRESCRITOS NORMA EN 14411 VALUE REQUIRED BY EN 14411 STANDARD / VALEURS PRESCRITES NORME EN 14411 | VALOR MEDIO AVERAGE VALUE / VALEUR MOYENNE |
|---|--|---|---|
| Características dimensionales Dimensional features / Caractéristiques dimensionnelles | ISO 10545-2 | | Cumple la norma Conforms to standard / Satisfait à la norme |
| Absorción de agua Water absorption / Absorption d'eau | ISO 10545-3 | Bla < 0,5% | 2% |
| Resistencia a la flexión Modulus of rupture / Résistance à la flexion | ISO 10545-4 | > 30 N / mm ² > 1100 N | 35 - 45 N / mm ² 1800 - 2500 N |
| Resistencia a la abrasión superficial Resistance to surface abrasion / Résistance à l'abrasion de surface | ISO 10545-7 | Clase indicada por el fabricante Abrasion class indicated by the manufacturer / Classe indiquée par le fabricant | Según Modelos According to models / Selon modèles |
| Dilatación térmica lineal Linear thermal expansion / Dilatation thermique linéaire | ISO 10545-8 | Método de ensayo disponible Test method available / Méthode d'essai disponible | <7,0 x 10 ⁻⁶ °C ⁻¹ |
| Resistencia al choque térmico Thermal shock resistance / Résistance au choc thermique | ISO 10545-9 | Método de ensayo disponible Test method available / Méthode d'essai disponible | Resiste Resists / Résiste |
| Resistencia al cuarteo Crazing resistance / Résistance au tressailage | ISO 10545-11 | Exigida Required / Exigée | Resiste Resists / Résiste |
| Resistencia química Chemical resistance / Résistance chimique | ISO 10545-13 | Ácidos y bases Acids and bases / Acides et bases Productos de limpieza y reactivos de piscinas Cleaning products and pool reactive agents / Produits de nettoyage et réactifs de piscines Método de ensayo disponible Test method available / Méthode d'essai disponible Mínimo GB Minimum GB / Minimum GB | Cumple la norma Conforms to standard / Satisfait à la norme Clase GA Class GA / Clase GA |
| Resistencia a las manchas Resistance to stains / Résistance aux taches | ISO 10545-14 | Mínimo clase 3 Minimum class 3 / Minimum classe 3 | Cumple la norma Conforms to standard / Satisfait à la norme |

Porcesshine

| GRUPO Bla (GL) Absorción de agua 0,5% < E< 3% GROUPE Bla (GL) Water absorption 0,5% < E< 3% GROUPE Bla (GL) Absorption d'eau 0,5% < E< 3% | NORMAS DE ENSAYO STANDARD / NORMES D'ESSAI | VALORES PRESCRITOS NORMA EN 14411 VALUE REQUIRED BY EN 14411 STANDARD / VALEURS PRESCRITES NORME EN 14411 | VALOR MEDIO AVERAGE VALUE / VALEUR MOYENNE |
|---|--|---|---|
| Características dimensionales Dimensional features / Caractéristiques dimensionnelles | ISO 10545-2 | | Cumple la norma Conforms to standard / Satisfait à la norme |
| Absorción de agua Water absorption / Absorption d'eau | ISO 10545-3 | Bla < 0,5% | 2% |
| Resistencia a la flexión Modulus of rupture / Résistance à la flexion | ISO 10545-4 | > 30 N / mm ² > 1100 N | 35 - 45 N / mm ² 1800 - 2500 N |
| Resistencia a la abrasión superficial Resistance to surface abrasion / Résistance à l'abrasion de surface | ISO 10545-7 | Clase indicada por el fabricante Abrasion class indicated by the manufacturer / Classe indiquée par le fabricant | Según Modelos According to models / Selon modèles |
| Dilatación térmica lineal Linear thermal expansion / Dilatation thermique linéaire | ISO 10545-8 | Método de ensayo disponible Test method available / Méthode d'essai disponible | <7,0 x 10 ⁻⁶ °C ⁻¹ |
| Resistencia al choque térmico Thermal shock resistance / Résistance au choc thermique | ISO 10545-9 | Método de ensayo disponible Test method available / Méthode d'essai disponible | Resiste Resists / Résiste |
| Resistencia al cuarteo Crazing resistance / Résistance au tressailage | ISO 10545-11 | Exigida Required / Exigée | Resiste Resists / Résiste |
| Resistencia química Chemical resistance / Résistance chimique | ISO 10545-13 | Ácidos y bases Acids and bases / Acides et bases Productos de limpieza y reactivos de piscinas Cleaning products and pool reactive agents / Produits de nettoyage et réactifs de piscines Método de ensayo disponible Test method available / Méthode d'essai disponible Mínimo GB Minimum GB / Minimum GB | Cumple la norma Conforms to standard / Satisfait à la norme Clase GA Class GA / Clase GA |
| Resistencia a las manchas Resistance to stains / Résistance aux taches | ISO 10545-14 | Mínimo clase 3 Minimum class 3 / Minimum classe 3 | Cumple la norma Conforms to standard / Satisfait à la norme |

prismacer
cerámica

RECOMENDACIONES PARA LA LIMPIEZA DE DECORADOS Y PIEZAS ESPECIALES

Debido a las características de los metales utilizados en la confección de estos productos. Es suficiente utilizar una bayeta húmeda y jabón líquido neutro. Si la pieza llevara protección no quitarla hasta que el producto esté colocado y limpio. No se atenderán reclamaciones una vez colocado el producto.

RECOMMENDATIONS FOR THE CLEANING OF DECORATIVE AND SPECIAL PIECES

Due to the characteristics of the metals used in the production of these pieces, only a damp cloth and neutral liquid soap are required to clean them. Any protective material should be left on the piece until it is fitted and clean. Complaints will not be considered once the product has been fitted.

RECOMMANDATIONS CONCERNANT LE NETTOYAGE DES DECORS ET PIECES SPECIALES

Dues aux caractéristiques des métaux utilisés lors de la confection de ses produits, il est suffisant d'utiliser une éponge humide et du savon neutre. Dans le cas où la pièce porterait une protection, ne pas l'enlever jusqu'à ce que le produit soit posé et nettoyé. Aucune réclamation ne sera acceptée une fois le produit Pamesa posé.

PRISSMACER CERÁMICA S.L.U. aplica una política de continuo desarrollo de sus productos y se reserva el derecho a realizar cambios en los productos, colores, especificaciones técnicas, packings y códigos sin previo aviso. PRISSMACER CERÁMICA S.L.U. ha realizado un esfuerzo considerable para que toda la información sea adecuada en el momento de la publicación del catálogo. A causa de las limitaciones del proceso de impresión los colores reproducidos pueden sufrir ligeras variaciones con respecto al producto original. PRISSMACER CERÁMICA S.L.U. informa que este catálogo tiene validez a nivel informativo y por tanto no se hace responsable de los posibles errores de impresión; reservándose el derecho de realizar modificaciones sin necesidad de preaviso.

PRISSMACER CERÁMICA S.L.U. operates a policy of continuous development and reserves the right to make changes to its products, colours, engineering specifications, packaging and codes without prior notice. PRISSMACER CERÁMICA S.L.U. has taken every effort to ensure that the information contained in the catalogue is correct at the time of publication. Due to the limitations of the printing process, the colours reproduced may vary slightly from the original product. PRISSMACER CERÁMICA S.L.U. advises that this catalogue is only valid for information purposes and therefore does not accept responsibility for any possible printing errors.

PRISSMACERCERÁMICAS.L.U.applique une politique de développement continu de ses produits et se réserve le droit de réaliser des changements, que ce soit de produits, couleurs, spécifications techniques, paquetages et codifications et cela sans en aviser préalablement l'acheteur. PRISSMACER CERÁMICAS.L.U. a réalisé un effort considérable pour que toute l'information donnée soit adéquate au moment de la publication du catalogue. Dues aux limitations du processus d'impression, les couleurs reproduites peuvent souffrir de légères variations avec le produit original. PRISSMACER CERÁMICA S.L.U. vous informe que les informations de ce catalogue sont données à titre informatif et qu'elle n'est pas responsable des possibles erreurs d'impression. De plus, elle se réserve le droit de modifier les informations sans préavis.

PRISSMACER CERÁMICA S.L.U.
Camino Ratils, 23
Polígono Industrial Colomer
12200 Onda, Castellón (España)
Tel: (+34) 964 500 226
info@prissmacer.es
@prissmacer_tiles

www.prissmacer.es